

EXTERNAL BLINDS
ZF3000



COLOURS












WHITE		RAL 9016
BEIGE		VSR 240
LIGHT GRAY		RAL 7035
SILVER		RAL 9006
GRAY ALUMINIUM		RAL 9007
STEEL ANTHRACITE		DB 703
ANTHRACITE		RAL 7016
DARK ANTHRACITE		RAL 7021
OLIVE		VSR 780
BROWN		RAL 8014
BLACK		RAL 9005

TABLE OF CONTENTS

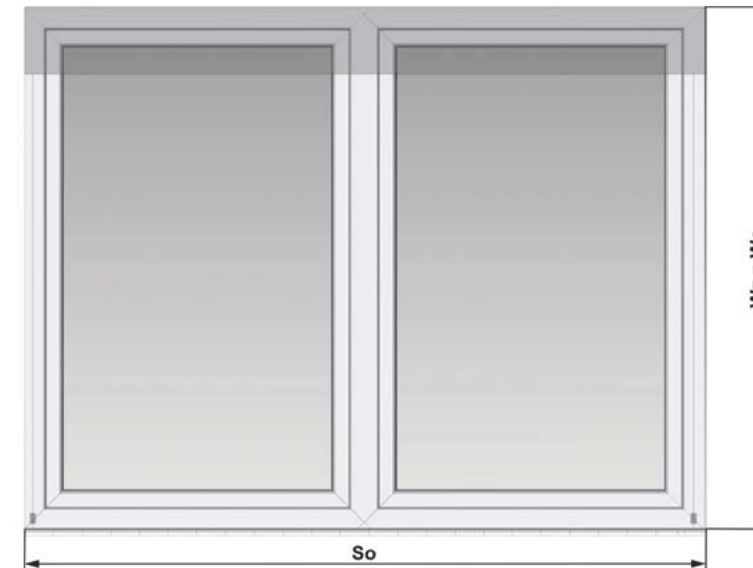
ZF3000 EXTERNAL BLIND

DIMENSIONING	5,7,9
PRICE LIST	12
EXTERNAL BLIND C80 - CORD LEADING / ELECTRICAL CONTROL	12
EXTERNAL BLIND C80 - ALUMINIUM GUIDES / ELECTRICAL CONTROL	14
EXTERNAL BLIND Z90 - CORD LEADING / ELECTRICAL CONTROL	16
EXTERNAL BLIND Z90 - ALUMINIUM GUIDES / ELECTRICAL CONTROL	18
EXTERNAL BLIND BXC80 - ALUMINIUM GUIDES/ ELECTRICAL CONTROL/ TYPE A, B	20
EXTERNAL BLIND BXC80 - ALUMINIUM GUIDES/ ELECTRICAL CONTROL/ TYPE C, D	22
EXTERNAL BLIND BXZ90 - ALUMINIUM GUIDES/ ELECTRICAL CONTROL/ TYPE A, B	24
EXTERNAL BLIND BXZ90 - ALUMINIUM GUIDES/ ELECTRICAL CONTROL/ TYPE C, D	26
EXTERNAL BLIND BX - EMPTY CASE / TYPE A,B,C,D	28
SAFETY PLATES	32
PRICE LIST OF ADDITIONAL COMPONENTS	36
PRICE LIST OF CONTROL ELEMENTS	38
MINIMUM DIMENSIONS OF EXTERNAL BLINDS AND EXTERNAL BLIND BX	40
ORDER FORM/ EXPLANATIONS	42
TECHNOLOGICAL AND OPERATIONAL DOCUMENTATION	45
GENERAL SALE CONDITIONS	46
COMPLAINT FORM	47
COLOURS OF VENEER	48

ZF3000 EXTERNAL BLIND

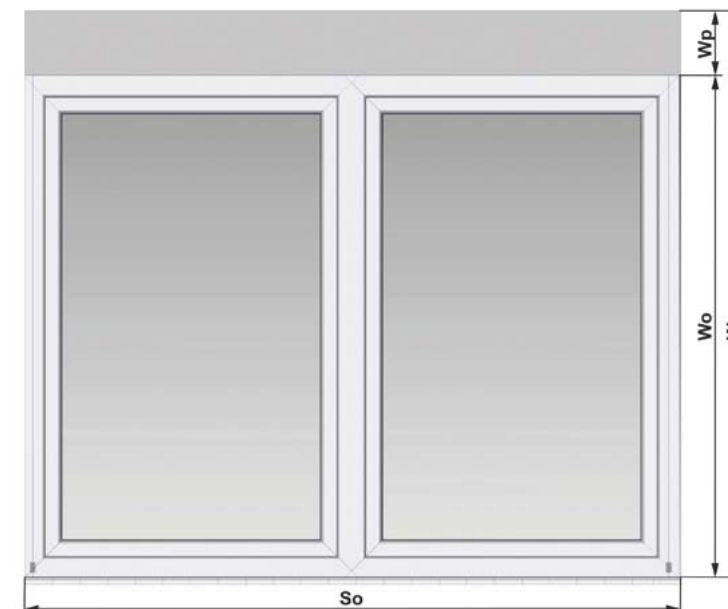
DIMENSIONING - CORD LEADING

INSTALLATION IN THE WINDOW RECESS



Sz - blind width (slat width)
So - hole width
Wz - blind height
Wo - hole height
Sz = So - installation clearance (1 cm per side)
Wz = Wo

INSTALLATION ON THE FACADE/FLUSH-MOUNTED



Sz - blind width (slat width)
So - hole width
Wz - blind height
Wo - hole height
Wp - package height
Wbo - height of the safety plate
Wz = Wo + Wp* or **Wbo**
 INSTALLATION ON THE FACADE:
Sz = So + slat overlap on the facade
 FLUSH-MOUNTED:
Sz = window width**

NOTE

IN THE CASE OF INSTALLATION IN THE WINDOW RECESS, MAKE SURE THE RECESS WIDTH AND HEIGHT ARE EQUAL IN ALL POINTS. IF THEY ARE DIFFERENT, ASSUME THE DIMENSION OF THE MINIMUM OR MAKE A PROPER CORRECTION OF THE HOLE.

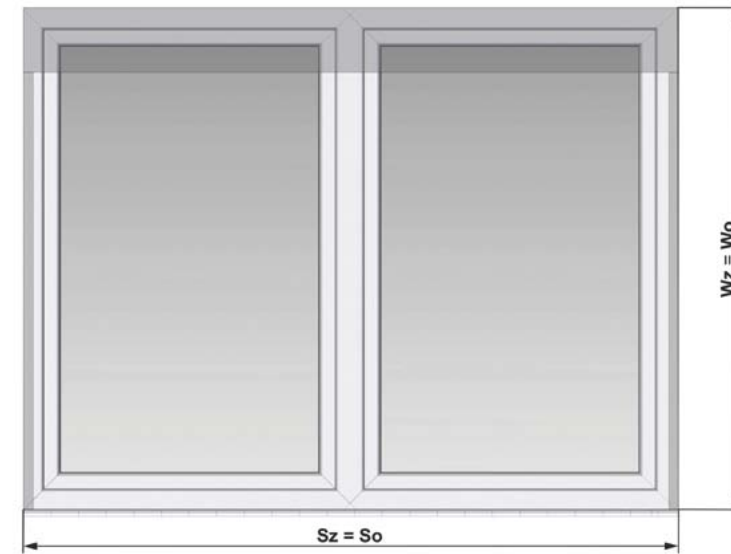
* - When adding the package height and subsequent adding a higher safety plate - the plate may enter the frame opening/hole.

** - It is recommended to take into account the installation clearance for free operation of the blind.

ZF3000 EXTERNAL BLIND

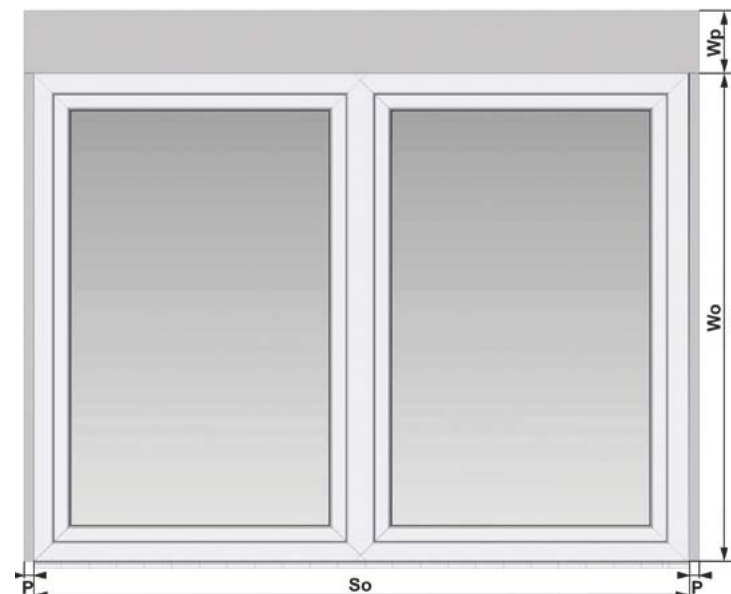
DIMENSIONING - ALUMINIUM GUIDES

INSTALLATION IN THE WINDOW RECESS



Sz - blind width
So - hole width
Wz - blind height
Wo - hole height
Sz = So
Wz = Wo

INSTALLATION ON THE FACADE/FLUSH-MOUNTED



Sz - blind width
So - hole width
Wz - blind height
Wo - hole height
Wp - package height
P - guide width (20 mm)
Wbo - height of the safety plate
Wz = Wo + Wp* or **Wbo**
INSTALLATION ON THE FACADE:
Sz = So + 2 x P
FLUSH-MOUNTED:
Sz = window width**

NOTE

IN THE CASE OF INSTALLATION IN THE WINDOW RECESS, MAKE SURE THE RECESS WIDTH AND HEIGHT ARE EQUAL IN ALL POINTS. IF THEY ARE DIFFERENT, ASSUME THE DIMENSION OF THE MINIMUM OR MAKE A PROPER CORRECTION OF THE HOLE.

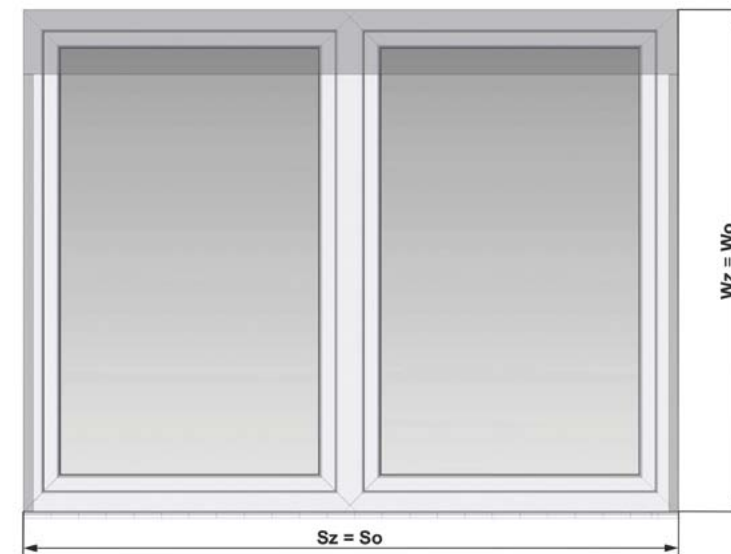
* - When adding the package height and subsequent adding a higher safety plate - the plate may enter the frame opening/hole.

** - It is recommended to take into account the installation clearance for free processing of wood elements.

ZF3000-BX EXTERNAL BLIND

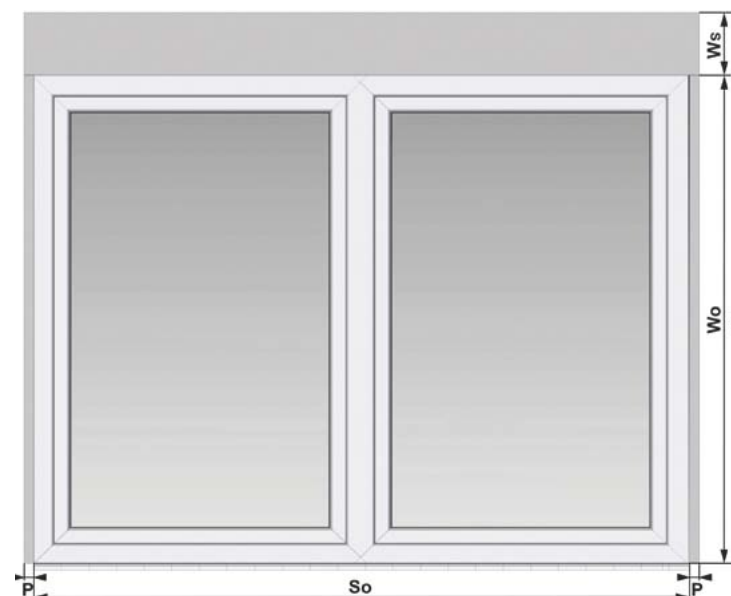
DIMENSIONING - ALUMINIUM GUIDES FOR FLUSH-MOUNTED INSTALLATION

INSTALLATION IN THE WINDOW RECESS



Sz - blind width
So - hole width
Wz - blind height
Wo - height of the hole together with the box height
Sz = So*
Wz = Wo

INSTALLATION ON THE FACADE/FLUSH-MOUNTED



Sz - blind width
So - hole width
Wz - blind height
Ws - box height
Wo - hole height
P - guide width (27 mm)
Wz = Wo + Ws
 Installation on the facade:
Sz = So + 2 x P
 Flush-mounted installation:
Sz = window width*

NOTE

IN THE CASE OF INSTALLATION IN THE WINDOW RECESS, MAKE SURE THE RECESS WIDTH AND HEIGHT ARE EQUAL IN ALL POINTS. IF THEY ARE DIFFERENT, ASSUME THE DIMENSION OF THE MINIMUM OR MAKE A PROPER CORRECTION OF THE HOLE.

* - It is recommended to take into account the installation clearance for free processing of wood elements.





EXTRA CHARGE

Maximum area	16 m ²
Minimum width *	560 mm
Minimum height	600 mm
Maximum width	4000 mm
Maximum height	5000 mm
STANDARD EQUIPMENT	
Wall handles	F-US-120
Top rail handles	F-USG
Cord guide	F-PL
Cord guide lower handles	F-UDPL-80
Slat rotation	90°/180°

SYMBOL	NAME	PRICE
F-US-100-150	Adjustable wall handle 100-150 mm	5,20 €
F-US-150-200	Adjustable wall handle 150-200 mm	5,90 €
F-US-200-250	Adjustable wall handle 200-250 mm	6,80 €
F-USG-A	Automatic top rail handle	1,63 €
F-UDPL-120	Cord guide lower handle 120 mm	1,10 €
F-UDPL-150	Cord guide lower handle 150 mm	1,60 €
F-UDPP	Cord guide lower handle attached to the floor	2,70 €
F-WN	Drive shaft connector	18,20 €

* - detailed table of minimum widths on p. 40.

EXTRA CHARGES FOR MOTORS

NAME	6 Nm	9 Nm	10 Nm	18 Nm	20 Nm
A-OK AM55	AM55-6/35-EL Included in the price	-	AM55-10/35-EL Included in the price	-	-
ELERO SOFT	JA06 SOFT Included in the price	JA09 SOFT Included in the price	-	-	JA20DK Included in the price
SOMFY WT	JA066/24WT	-	JA1010/24WT	JA1818/24WT	-
SOMFY WT PROTECT	JA066/24WT PROTECT	-	JA1010/24WT PROTECT	JA1818/24WT PROTECT	-
ELERO COMFORT	JA06 COMFORT-868	JA09 COMFORT-868	-	-	-
SOMFY RTS	JA066/24RTS	-	JA1010/24RTS	JA1818/24RTS	-
SOMFY IO PROTECT	JA066/24IO PROTECT	-	JA1010/24IO PROTECT	JA1818/24IO PROTECT	-

CRANK MECHANISM (set) - 20€
CRANKSTEM EXTENSION - 13,75€/m

The price given in the table does not include safety plates.

Price list of safety plates is available on p. 32-35.

Price list of additional components for external blinds is available on p. 36.

HANDLES MOUNTING THE HEAD RAIL

SAFETY PLATE	PACKAGE HEIGHT	h/w	2 TOP RAIL HANDLES							3 TOP RAIL HANDLES									
			600-1000	1001-1100	1101-1200	1201-1300	1301-1400	1401-1500	1501-1600	1601-1700	1701-1800	1801-1900	1901-2000	2001-2100	2101-2200	2201-2300	2301-2400	2401-2500	
200	190	600-1000	287	296	299	308	317	334	344	352	356	359	362	373	376	380	383	406	
		1001-1100	289	298	302	316	320	338	347	356	359	363	367	377	381	385	389	412	
		1101-1200	293	303	306	321	325	343	354	363	366	371	375	386	390	394	398	422	
250	200	1201-1300	295	310	315	324	328	347	357	366	370	374	379	390	395	399	403	427	
		1301-1400	297	313	317	327	331	350	361	370	374	379	383	395	399	404	408	433	
	220	1401-1500	307	317	322	332	336	356	367	377	381	386	391	403	408	412	418	443	
		1501-1600	309	325	330	341	346	366	378	387	392	398	403	415	420	425	430	457	
		1601-1700	311	328	333	344	348	369	381	391	397	402	407	420	425	430	436	462	
300	250	1701-1800	315	332	338	349	354	375	388	398	404	409	415	428	434	440	445	473	
		1801-1900	317	335	341	352	357	379	391	402	408	414	419	433	439	444	451	478	
	260	1901-2000	321	339	345	357	363	385	398	409	415	421	427	441	448	454	460	488	
		2001-2100	329	348	354	366	372	396	409	421	426	434	440	454	461	467	474	503	
	270	2101-2200	332	351	357	369	375	399	413	424	431	437	444	459	466	472	479	509	
		2201-2300	336	355	362	374	381	405	419	431	438	446	452	468	475	482	489	519	
	280	2301-2400	338	358	364	377	384	408	423	435	442	449	456	472	480	487	494	525	
		2401-2500	342	362	370	382	390	415	430	442	450	458	465	481	489	497	505	536	
	340	300	2501-2600	351	371	379	392	418	426	441	455	462	470	478	503	512	539	547	561
			2601-2700	353	374	382	395	422	429	445	459	466	475	483	509	517	545	553	567
310		2701-2800	357	379	387	401	427	435	452	466	474	482	491	518	526	555	564	578	
		2801-2900	359	381	390	403	431	439	456	470	478	487	495	523	532	560	570	584	
		2901-3000	363	386	395	409	437	446	463	477	486	495	504	532	541	571	580	595	
370	320	3001-3100	373	395	404	419	448	457	483	498	508	518	527	546	556	587	596	612	
		3101-3200	375	398	408	422	452	461	487	502	512	522	532	551	561	592	602	618	
	340	3201-3300	379	403	413	428	457	467	494	510	520	531	541	561	571	603	613	629	
		3301-3400	382	406	415	431	461	471	498	514	525	535	545	566	576	608	619	635	
	350	3401-3500	384	408	418	434	464	475	502	519	529	539	550	571	581	614	625	641	
		3501-3600	417	428	439	477	487	498	518	535	546	557	569	612	624	635	647	664	
	440	370	3601-3700	419	430	441	480	491	502	522	540	551	562	573	618	630	641	653	670
			3701-3800	424	436	447	486	497	509	530	547	559	571	583	628	639	652	664	682
		380	3801-3900	426	438	450	489	501	513	533	551	563	575	587	633	645	657	669	683
			3901-4000	429	440	453	492	504	516	538	555	568	580	592	638	651	663	671	689
400		4001-4100	441	453	466	507	520	532	554	573	586	599	612	659	672	681	694	758	
		4101-4200	443	456	469	511	523	536	558	577	590	603	616	665	678	687	700	764	
410		4201-4300	448	461	474	517	530	543	566	585	599	612	625	675	684	698	756	775	
		4301-4400	451	464	477	520	534	547	570	589	603	617	631	676	690	748	762	782	
480	430	4401-4500	453	467	480	524	537	551	574	594	608	622	635	681	740	754	768	788	
		4501-4600	466	480	494	539	553	568	592	612	627	641	651	704	763	778	793	814	
	440	4601-4700	468	483	497	542	557	571	596	617	632	642	656	753	769	784	799	820	
		4701-4800	473	488	503	549	563	578	603	625	640	651	710	764	779	795	810	832	
450	4801-4900	476	491	506	552	567	582	608	629	640	656	715	770	785	801	817	838		
	4901-5000	479	494	509	556	571	586	612	633	645	660	720	775	791	807	823	845		

HANDLES MOUNTING THE HEAD RAIL

4 TOP RAIL HANDLES										5 TOP RAIL HANDLES					
2501-2600	2601-2700	2701-2800	2801-2900	2901-3000	3001-3100	3101-3200	3201-3300	3301-3400	3401-3500	3501-3600	3601-3700	3701-3800	3801-3900	3901-4000	
418	421	425	429	432	453	456	461	470	488	509	513	517	526	530	
424	427	431	435	439	460	464	468	477	496	518	522	526	535	540	
434	438	442	446	451	472	477	481	491	511	533	538	543	552	556	
440	444	448	453	457	479	484	488	498	519	542	546	551	561	566	
446	450	455	459	464	486	491	496	506	526	550	555	560	570	575	
456	461	466	471	476	499	504	509	519	541	566	571	576	587	592	
470	476	481	486	491	524	529	535	546	568	584	590	595	606	612	
476	482	487	492	498	531	537	543	554	576	593	598	604	616	621	
487	493	498	505	510	544	550	557	568	592	608	615	621	632	638	
493	499	505	511	517	552	558	564	576	600	617	623	630	642	648	
504	510	516	523	529	565	572	578	590	615	633	639	646	659	665	
528	535	542	549	556	582	589	596	609	635	652	659	667	680	687	
535	542	548	555	563	589	597	604	617	642	661	669	676	689	696	
546	553	561	568	576	603	610	618	631	658	677	685	693	706	714	
552	560	567	575	582	610	618	626	639	666	686	694	702	716	724	
563	571	579	588	595	624	632	640	654	682	702	711	719	733	741	
580	588	596	605	613	642	671	680	694	702	723	732	741	755	764	
586	594	603	611	620	650	679	688	702	711	732	741	750	760	769	
597	606	616	624	633	664	693	703	717	727	749	758	763	778	787	
604	613	622	632	640	671	701	710	726	735	753	763	772	788	841	
615	625	634	644	653	685	716	726	736	746	769	780	834	850	860	
633	643	653	662	673	704	736	747	758	768	793	847	857	874	885	
639	649	660	670	680	712	744	750	766	821	846	857	867	884	894	
651	662	672	683	693	726	754	765	827	837	863	874	885	902	913	
657	668	679	690	695	730	762	818	835	846	872	883	894	912	923	
664	675	686	691	703	737	815	826	844	855	881	892	904	921	933	
687	699	706	741	796	832	844	856	874	886	928	941	953	972	984	
694	701	713	792	804	840	852	864	882	894	938	950	963	982	1 044	
701	713	770	806	818	855	867	880	898	911	955	968	981	1 050	1 064	

EXTRA CHARGE

Maximum area	16 m ²
Minimum width (F-PP guides) *	560 mm
Minimum width (F-FBR guides) *	574 mm
Minimum height	600 mm
Maximum width	4500 mm
Maximum height	5000 mm

STANDARD EQUIPMENT

Wall handles	F-US-120
Top rail handles	F-USG
Guides	F-PP-20
Aluminium guide handles	F-UPP-50-70
Slat rotation	90°/180°

SYMBOL	NAME	PRICE
F-US-100-150	Adjustable wall handle 100-150 mm	5,20 €
F-US-150-200	Adjustable wall handle 150-200 mm	5,90 €
F-US-200-250	Adjustable wall handle 200-250 mm	6,80 €
F-USG-A	Automatic top rail handle	1,63 €
F-UPP-71-100	Straight guide handle 71-100 mm	0,80 €
F-UPP-101-145	Straight guide handle 101-145 mm	1,80 €
F-UPT-50-70	Telescopic guide handle 50-70 mm	6,30 €
F-UPT-71-105	Telescopic guide handle 71-105 mm	7,70 €
F-UPT-106-170	Telescopic guide handle 106-170 mm	10,50 €
F-UPT-171-295	Telescopic guide handle 171-295 mm	13,00 €
F-UPU-25	Universal telescopic guide handle 25 (50-60 mm)	0,90 €
F-UPU-35	Universal telescopic guide handle 35 (60-70 mm)	1,10 €
F-UPU-45	Universal telescopic guide handle 45 (70-90 mm)	1,30 €
F-UPU-65	Universal telescopic guide handle 65 (90-130 mm)	1,70 €
F-WN	Drive shaft connector	18,20 €

* - detailed table of minimum widths on p. 40.

EXTRA CHARGE

SYMBOL	NAME	PRICE
F-FBR-010	Guide adapter for external blind	17,10 €/m
F-FBR-020	Guide adapter for external blind with a spacer	21,30 €/m
F-FBR-030	Guide for external blind for flush-mounted installation	20,60 €/m
F-FBR-040	Guide for external blind for flush-mounted installation with a spacer	23,10 €/m
F-RSC-340	Insert guide for external blinds	3,80 €/m
F-FBD-010	Bottom plug of the F-FBR-010 guide	0,40 €/Pair
F-FBD-020	Bottom plug of the F-FBR-020 guide	0,50 €/Pair
F-FBD-030	Bottom plug of the F-FBR-030 guide	0,40 €/Pair
F-FBD-040	Bottom plug of the F-FBR-040 guide	0,50 €/Pair
F-FBD-011	Bottom alu plug of the F-FBR-010 guide	6,00 €/Pair
F-FBD-021	Bottom alu plug of the F-FBR-020 guide	6,80 €/Pair
F-FBD-031	Bottom alu plug of the F-FBR-030 guide	6,00 €/Pair
F-FBD-041	Bottom alu plug of the F-FBR-040 guide	6,80 €/Pair

EXTRA CHARGES FOR MOTORS

NAME	6 Nm	9 Nm	10 Nm	18 Nm	20 Nm
A-OK AM55	AM55-6/35-EL Included in the price	-	AM55-10/35-EL Included in the price	-	-
ELERO SOFT	JA 06 SOFT Included in the price	JA 09 SOFT Included in the price	-	-	JA 20 DK Included in the price
SOMFY WT	JA06/24WT 37,80 €	-	JA10/24WT 38,90 €	JA18/24WT 60,40 €	-
SOMFY WT PROTECT	JA06/24WT PROTECT 47,30 €	-	JA10/24WT PROTECT 49,90 €	JA18/24WT PROTECT 78,80 €	-
ELERO COMFORT	JA06 COMFORT-868 126,50 €	JA09 COMFORT-868 151,30 €	-	-	-
SOMFY RTS	JA06/24RTS 165 €	-	JA10/24RTS 176 €	JA18/24RTS 200,80 €	-
SOMFY IO PROTECT	JA06/24IO PROTECT 165 €	-	JA10/24IO PROTECT 176 €	JA18/24IO PROTECT 200,80 €	-

CRANK MECHANISM (set) - 20€
CRANKSTEM EXTENSION - 13,75 €/m

The price given in the table does not include safety plates.

Price list of safety plates is available on p. 32-35.

Price list of additional components for external blinds is available on p. 36.

HANDLES MOUNTING THE HEAD RAIL

SAFETY PLATE	PACKAGE HEIGHT	h/w	2 TOP RAIL HANDLES							3 TOP RAIL HANDLES								
			600-1000	1001-1100	1101-1200	1201-1300	1301-1400	1401-1500	1501-1600	1601-1700	1701-1800	1801-1900	1901-2000	2001-2100	2101-2200	2201-2300	2301-2400	2401-2500
200	190	600-1000	286	295	298	307	316	334	343	351	355	359	362	372	375	379	383	406
		1001-1100	289	298	302	317	320	338	348	356	360	363	367	378	381	386	389	412
		1101-1200	294	304	308	323	326	345	355	364	368	372	376	387	391	395	400	424
		1201-1300	297	312	317	327	331	349	360	369	373	377	381	393	397	402	406	430
250	200	1301-1400	300	316	320	330	335	354	364	374	378	382	387	398	403	407	412	437
		1401-1500	316	327	332	341	346	366	377	387	392	396	401	414	418	423	428	453
		1501-1600	319	337	342	352	357	377	389	399	404	409	414	427	432	437	442	468
		1601-1700	322	340	345	356	361	381	394	404	409	414	420	433	438	443	449	476
300	250	1701-1800	327	346	351	362	368	389	402	412	418	423	429	442	448	454	460	487
		1801-1900	330	349	355	366	371	393	406	417	422	429	434	448	454	460	466	493
		1901-2000	336	355	360	372	378	400	414	425	431	437	443	458	464	471	477	505
		2001-2100	345	365	371	383	389	413	427	438	444	451	457	472	479	485	492	521
340	260	2101-2200	348	368	375	387	393	417	431	443	450	456	463	478	485	492	498	528
		2201-2300	354	374	381	393	400	424	439	451	458	465	472	488	495	502	509	539
		2301-2400	357	378	385	398	404	428	444	456	463	470	478	494	501	509	516	547
		2401-2500	367	389	397	409	417	442	457	470	478	485	493	510	518	525	533	564
370	280	2501-2600	378	400	408	421	447	454	471	484	492	500	508	535	543	571	579	593
		2601-2700	381	404	412	425	451	459	476	489	498	506	514	542	550	578	586	600
		2701-2800	386	410	418	432	459	467	484	498	506	515	523	552	561	589	598	612
		2801-2900	390	413	422	436	463	471	489	503	511	520	529	558	567	596	605	619
440	300	2901-3000	395	419	428	442	470	479	497	511	520	529	538	568	578	607	616	631
		3001-3100	406	431	440	455	483	493	521	536	545	555	565	585	594	625	635	650
		3101-3200	410	435	444	459	488	497	526	541	551	561	571	591	601	632	642	658
		3201-3300	415	440	450	465	495	505	534	550	560	570	580	601	612	643	654	670
480	340	3301-3400	418	444	454	470	500	510	539	555	565	576	586	608	618	650	661	677
		3401-3500	427	454	465	480	510	521	551	567	578	588	599	621	632	664	675	691
		3501-3600	467	478	488	526	537	548	570	587	598	609	620	665	677	688	700	717
		3601-3700	470	482	493	531	542	554	575	592	603	615	626	672	683	695	707	724
480	370	3701-3800	476	487	499	538	550	561	583	601	613	625	637	683	695	707	719	732
		3801-3900	479	491	503	543	554	566	589	606	618	630	642	689	702	714	726	739
		3901-4000	483	495	507	547	559	571	594	612	624	636	648	696	708	720	728	747
		4001-4100	498	511	523	564	577	590	613	632	645	657	671	720	733	741	754	818
480	400	4101-4200	502	515	527	569	582	594	619	637	651	663	677	726	740	748	762	825
		4201-4300	508	521	534	576	590	603	627	646	660	674	687	738	747	761	819	838
		4301-4400	511	525	538	581	594	608	632	652	666	679	693	740	754	812	826	846
		4401-4500	522	536	549	593	606	620	645	665	679	693	706	754	812	826	841	861
480	410	4501-4600	538	552	567	611	625	639	666	686	701	715	725	779	839	854	868	889
		4601-4700	542	556	571	615	630	645	671	692	707	717	732	831	846	861	876	897
		4701-4800	547	563	577	623	638	653	680	701	716	727	786	842	858	873	888	910
		4801-4900	551	567	582	628	643	658	685	707	718	733	793	849	865	880	896	918
480	450	4901-5000	556	571	586	632	648	663	691	712	724	739	799	856	872	888	903	926

HANDLES MOUNTING THE HEAD RAIL

4 TOP RAIL HANDLES													5 TOP RAIL HANDLES					6 TOP RAIL HANDLES					QUANTITY OF GUIDE HANDLES
2501-2600	2601-2700	2701-2800	2801-2900	2901-3000	3001-3100	3101-3200	3201-3300	3301-3400	3401-3500	3501-3600	3601-3700	3701-3800	3801-3900	3901-4000	4001-4100	4101-4200	4201-4300	4301-4400	4401-4500				
417	421	424	428	431	454	458	461	471	489	510	514	518	527	531	545	548	552	557	560	2 PAIRS			
424	427	432	435	439	462	466	470	479	498	520	524	528	538	542	555	560	563	568	572	2 PAIRS			
436	440	444	448	452	476	480	485	494	514	537	541	546	556	560	574	579	583	588	593	2 PAIRS			
443	447	451	456	460	484	488	493	502	523	546	551	555	566	571	585	590	595	599	604	2 PAIRS			
449	454	458	463	468	492	496	501	511	532	556	560	565	576	580	596	601	605	611	616	2 PAIRS			
467	472	477	482	487	512	517	522	533	554	579	584	589	600	606	622	627	632	638	643	2 PAIRS			
483	488	493	499	504	539	544	550	561	583	599	604	610	621	627	643	649	655	661	666	2 PAIRS			
490	495	501	506	512	547	553	558	570	592	608	614	620	632	637	654	660	666	672	678	2 PAIRS			
501	508	513	519	525	561	567	574	585	609	626	632	638	650	656	674	680	687	693	699	2 PAIRS			
509	515	521	526	533	570	576	582	594	618	635	642	648	660	666	685	692	698	704	711	2 PAIRS			
521	527	534	540	546	584	591	598	610	634	653	659	666	679	685	704	711	718	725	732	2 PAIRS			
548	554	561	568	575	603	610	617	630	655	674	681	688	701	708	728	735	742	749	757	2 PAIRS			
555	562	569	576	583	612	619	626	639	665	684	691	698	711	719	739	746	754	761	769	2 PAIRS			
567	575	582	590	597	626	634	642	655	681	701	709												

Maximum area	16 m ²
Minimum width *	560 mm
Minimum height	600 mm
Maximum width	4000 mm
Maximum height	5000 mm

STANDARD EQUIPMENT

Wall handles	F-US-140
Top rail handles	F-USG
Cord guide	F-PL
Cord guide lower handles	F-UDPL-80
Slat rotation	90°

EXTRA CHARGE

SYMBOL	NAME	PRICE
F-US-100-150	Adjustable wall handle 100-150 mm	5,20 €
F-US-150-200	Adjustable wall handle 150-200 mm	5,90 €
F-US-200-250	Adjustable wall handle 200-250 mm	6,80 €
F-USG-A	Automatic top rail handle	1,63 €
F-UDPL-120	Cord guide lower handle 120 mm	1,10 €
F-UDPL-150	Cord guide lower handle 150 mm	1,60 €
F-UDPP	Cord guide lower handle attached to the floor	2,70 €
F-WN	Drive shaft connector	18,20 €

* - detailed table of minimum widths on p. 40.

EXTRA CHARGES FOR MOTORS

NAME	6 Nm	9 Nm	10 Nm	18 Nm	20 Nm
A-OK AM55	AM55-6/35-EL Included in the price	-	AM55-10/35-EL Included in the price	-	-
ELERO SOFT	JA06 SOFT Included in the price	JA09 SOFT Included in the price	-	-	JA20DK Included in the price
SOMFY WT	JA06/24WT 37,80 €	-	JA10/24WT 38,90 €	JA18/24WT 60,40 €	-
SOMFY WT PROTECT	JA06/24WT PROTECT 47,30 €	-	JA10/24WT PROTECT 49,90 €	JA18/24WT PROTECT 78,80 €	-
ELERO COMFORT	JA06 COMFORT-868 126,50 €	JA09 COMFORT-868 151,30 €	-	-	-
SOMFY RTS	JA06/24RTS 165 €	-	JA10/24RTS 176 €	JA18/24RTS 200,80 €	-
SOMFY IO PROTECT	JA06/24IO PROTECT 165 €	-	JA10/24IO PROTECT 176 €	JA18/24IO PROTECT 200,80 €	-

CRANK MECHANISM (set) - 20 €

CRANKSTEM EXTENSION - 13,75 €/m

The price given in the table does not include safety plates.

Price list of safety plates is available on p. 32-35.

Price list of additional components for external blinds is available on p. 36.

HANDLES MOUNTING THE HEAD RAIL

SAFETY PLATE	PACKAGE HEIGHT	h/w	2 TOP RAIL HANDLES							3 TOP RAIL HANDLES							
			600-1000	1001-1100	1101-1200	1201-1300	1301-1400	1401-1500	1501-1600	1601-1700	1701-1800	1801-1900	1901-2000	2001-2100	2101-2200	2201-2300	
200	160	600-1000	307	316	319	317	327	343	354	362	365	369	373	384	387	391	
		1001-1100	308	318	322	326	330	347	357	365	369	373	377	388	392	396	
	170	1101-1200	313	323	327	332	336	354	365	374	378	382	386	398	403	407	
		1201-1300	315	332	336	335	339	358	369	378	382	386	391	403	408	413	
	250	200	1401-1500	326	337	342	342	347	366	379	388	393	398	403	417	422	427
			1501-1600	326	345	350	350	355	375	389	398	404	409	414	428	434	440
210		1601-1700	329	347	353	353	358	379	392	403	408	414	419	434	440	445	
		1701-1800	333	353	358	359	365	387	401	411	417	423	429	444	451	457	
220		1801-1900	335	355	361	362	368	391	405	416	422	428	434	449	456	462	
		1901-2000	340	360	367	368	374	398	413	424	430	437	444	459	466	473	
230	2001-2100	349	371	377	378	385	410	425	437	444	451	458	475	481	489		
	2101-2200	352	373	381	382	389	414	429	441	449	456	463	480	487	495		
300	240	2201-2300	357	379	386	388	396	422	438	450	458	465	473	491	498	507	
		2301-2400	358	381	389	391	398	425	442	454	462	470	478	496	504	512	
	250	2401-2500	361	385	393	395	403	431	449	461	469	478	486	505	513	522	
		2501-2600	370	394	403	406	434	443	461	474	483	491	500	531	540	570	
	260	2601-2700	373	397	406	409	439	447	465	479	488	497	505	536	546	577	
		2701-2800	377	403	412	415	445	455	473	488	497	506	516	547	557	589	
340	270	2801-2900	379	406	415	418	449	459	478	492	502	511	521	553	563	596	
		2901-3000	385	411	421	425	457	467	487	501	511	521	531	564	575	609	
	280	3001-3100	396	423	433	437	471	481	512	527	538	549	559	582	593	628	
		3101-3200	398	426	436	441	475	485	516	532	543	554	565	587	599	634	
	290	3201-3300	403	431	442	447	482	493	525	541	552	564	575	599	610	647	
		3301-3400	405	435	445	451	486	497	530	546	558	569	581	604	617	654	
370	300	3401-3500	407	436	447	452	488	499	533	549	561	573	585	609	621	659	
		3501-3600	447	459	471	504	516	529	552	570	582	595	607	660	673	685	
	310	3601-3700	450	462	475	508	520	533	556	574	587	600	612	666	679	692	
		3701-3800	455	469	481	515	528	541	566	584	597	610	624	678	692	701	
	320	3801-3900	458	471	484	519	532	545	570	589	602	616	629	685	699	707	
		3901-4000	461	474	488	523	536	550	575	593	608	621	635	691	700	714	
370	340	4001-4100	476	490	504	542	556	570	596	616	630	644	659	718	728	742	
		4101-4200	479	494	508	546	560	575	601	621	635	650	665	720	735	750	
	350	4201-4300	485	500	515	553	568	583	611	631	646	661	676	732	748	763	
		4301-4400	488	503	518	558	573	588	615	636	651	666	677	739	755	775	
	360	4401-4500	489	505	520	560	575	590	619	640	655	671	681	744	765	781	
		4501-4600	505	521	537	579	595	611	641	662	678	690	707	772	793	810	
370	4601-4700	508	525	541	584	600	616	645	668	679	696	713	783	800	817		
	4701-4800	514	531	548	592	608	625	655	678	690	707	729	796	814	831		
370	4801-4900	517	534	551	596	612	630	660	683	696	713	735	803	821	838		
	4901-5000	520	537	554	599	616	633	665	683	700	718	740	809	827	845		

The cord leading prevents the slats from complete closure.

HANDLES MOUNTING THE HEAD RAIL

SAFETY PLATE	PACKAGE HEIGHT	h/w	4 TOP RAIL HANDLES							5 TOP RAIL HANDLES										
			2301-2400	2401-2500	2501-2600	2601-2700	2701-2800	2801-2900	2901-3000	3001-3100	3101-3200	3201-3300	3301-3400	3401-3500	3501-3600	3601-3700	3701-3800	3801-3900	3901-4000	
200	160	600-1000	395	411	428	432	436	440	444	467	472	475	478	502	525	530	534	537	542	
		1001-1100	400	417	435	438	442	447	451	474	479	483	487	510	535	539	543	547	551	
	170	1101-1200	412	429	447	452	457	461	465	491	495	500	503	528	553	559	564	568	573	
		1201-1300	418	435	454	459	464	469	473	498	503	508	512	538	564	569	574	578	583	
	250	200	1401-1500	423	441	461	466	471	476	481	506	511	517	547	574	579	584	589	594	
			1501-1600	432	452	472	477	483	488	493	520	526	531	536	563	591	597	603	608	614
		210	1601-1700	445	466	487	492	498	504	510	547	553	559	565	593	611	617	623	629	635
			1701-1800	451	472	493	499	505	511	517	556	562	568	574	603	621	628	634	639	646
		220	1801-1900	463	485	507	513	519	526	532	572	579	586	592	622	641	648	654	660	667
			1901-2000	469	491	514	520	527	534	540	580	587	594	600	631	651	658	665	671	679
	300	230	2001-2100	480	504	526	534	541	547	555	596	604	611	618	650	670	678	685	692	699
			2101-2200	496	521	556	564	571	579	586	617	624	632	639	672	693	701	709	716	724
		240	2201-2300	502	528	563	571	579	587	594	625	633	641	648	682	703	711	720	728	735
			2301-2400	514	541	578	586	594	602	610	642	650	659	666	701	724	732	741	749	757
		250	2401-2500	520	547	584	592	601	609	617	650	658	667	675	711	733	742	751	759	768
			2501-2600	530	558	597	605	614	623	632	665	674	683	692	728	752	761	771	780	789
	340	260	2601-2700	580	588	615	624	634	643	652	686	719	728	737	752	777	787	796	800	810
			2701-2800	586	595	622	632	641	651	660	695	728	738	747	762	788	792	802	812	822
		270	2801-2900	599	608	636	646	656	666	676	712	746	756	765	782	803	813	823	833	843
			2901-3000	606	615	644	654	664	674	684	720	755	766	770	786	813	824	834	844	860
		280	3001-3100	619	629	658	669	680	690	701	738	768	779	789	806	833	844	861	871	883
			3101-3200	639	649	680	691	702	713	724	756	793	804	815	833	862	877	889	900	912
	370	290	3201-3300	646	656	687	698	710	721	727	765	803	814	826	848	876	888	900	912	923
			3301-3400	659	670	701	713	725	732	743	782	821	833	849	867	897	909	921	934	946
300		3401-3500	666	677	709	716	728	740	752	791	830	848	860	878	908	920	933	945	957	
		3501-3600	672	683	710	722	735	747	759	799</										

Maximum area	16 m ²
Minimum width (F-PP guides) *	560 mm
Minimum width (F-FBR guides) *	574mm
Minimum height	600 mm
Maximum width	4500 mm
Maximum height	5000 mm

STANDARD EQUIPMENT

Wall handles	F-US-140
Top rail handles	F-USG
Guides	F-PP-20
Aluminium guide handles	F-UPP-50-70
Slat rotation	90°

EXTRA CHARGE

SYMBOL	NAME	PRICE
F-US-100-150	Adjustable wall handle 100-150 mm	3,20 €
F-US-150-200	Adjustable wall handle 150-200 mm	3,80 €
F-US-200-250	Adjustable wall handle 200-250 mm	4,50 €
F-USG-A	Automatic top rail handle	1,63 €
F-UPP-71-100	Straight guide handle 71-100 mm	0,75 €
F-UPP-101-145	Straight guide handle 101-145 mm	1,63 €
F-UPT-50-70	Telescopic guide handle 50-70 mm	6,00 €
F-UPT-71-105	Telescopic guide handle 71-105 mm	7,25 €
F-UPT-106-170	Telescopic guide handle 106-170 mm	10,00 €
F-UPT-171-295	Telescopic guide handle 171-295 mm	12,38 €
F-UPU-35	Universal telescopic guide handle 35 (60-70 mm)	1,00 €
F-UPU-45	Universal telescopic guide handle 45 (70-90 mm)	1,20 €
F-UPU-65	Universal telescopic guide handle 65 (90-130 mm)	1,55 €
F-WN	Drive shaft connector	12,50 €

* - detailed table of minimum widths on p. 40.

HANDLES MOUNTING THE HEAD RAIL

SAFETY PLATE	PACKAGE HEIGHT	h/w	2 TOP RAIL HANDLES							3 TOP RAIL HANDLES									
			600-1000	1001-1100	1101-1200	1201-1300	1301-1400	1401-1500	1501-1600	1601-1700	1701-1800	1801-1900	1901-2000	2001-2100	2101-2200	2201-2300	2301-2400	2401-2500	
200	160	600-1000	305	313	317	320	330	347	357	366	369	373	376	388	391	395	398	421	
		170	1001-1100	311	321	325	335	339	356	367	376	380	384	388	400	404	409	412	436
			1101-1200	315	325	329	339	344	362	373	383	387	391	395	407	412	416	421	445
	180	1201-1300	319	335	340	344	349	368	379	389	394	398	402	415	419	424	429	454	
		1301-1400	323	340	345	349	354	374	386	395	400	405	409	422	427	432	437	462	
		1401-1500	333	344	349	354	359	379	391	402	406	411	416	430	435	440	445	471	
250	200	1501-1600	346	364	370	376	381	403	416	426	432	437	443	458	463	469	474	503	
		1601-1700	350	369	375	380	386	409	422	433	439	444	450	465	471	477	483	512	
	210	1701-1800	354	373	379	385	391	414	429	439	446	452	458	473	479	485	491	521	
		1801-1900	358	378	384	390	396	420	434	446	452	458	465	480	487	493	499	530	
	220	1901-2000	365	386	392	399	405	430	445	457	464	470	477	493	500	507	514	545	
		2001-2100	376	397	404	411	418	444	460	472	479	487	493	510	517	525	532	565	
	230	2101-2200	381	402	409	416	423	450	466	479	486	493	501	518	526	533	541	574	
		2201-2300	384	406	414	422	429	456	473	485	493	501	508	526	533	542	549	583	
	240	2301-2400	391	414	422	430	437	466	483	496	505	513	521	539	547	556	564	599	
		2401-2500	395	419	427	435	443	472	490	503	511	520	528	547	555	564	573	608	
	300	250	2501-2600	414	438	446	455	486	494	513	527	536	544	553	583	592	625	635	649
			2601-2700	418	443	452	460	492	501	519	533	542	551	560	591	600	634	644	659
260		2701-2800	425	450	460	469	501	510	530	545	554	564	573	605	615	650	660	675	
		2801-2900	429	455	465	474	507	517	536	551	561	571	580	613	623	659	669	685	
270		2901-3000	434	460	469	479	513	523	543	558	568	578	588	621	632	668	678	694	
		3001-3100	446	473	484	494	529	539	571	587	597	608	619	641	652	690	700	717	
340	280	3101-3200	451	478	488	499	535	545	577	594	604	615	626	649	660	699	710	727	
		3201-3300	458	486	497	508	545	556	589	606	617	629	640	663	675	715	727	744	
	290	3301-3400	462	491	502	513	551	562	595	613	625	636	648	672	684	724	736	754	
		3401-3500	467	496	507	519	557	568	602	620	631	643	655	680	692	733	746	763	
	310	3501-3600	515	527	539	580	592	604	628	646	658	671	683	739	752	764	777	795	
		3601-3700	522	535	547	590	602	615	639	658	671	684	697	754	767	781	789	813	
370	320	3701-3800	527	540	553	596	609	622	646	665	678	692	705	763	777	785	798	823	
		3801-3900	531	545	558	602	615	628	653	672	685	699	712	772	785	794	808	832	
	330	3901-4000	536	549	563	608	621	634	660	679	693	707	721	781	790	803	817	843	
		4001-4100	554	568	582	629	643	657	684	705	719	733	748	810	821	836	850	916	
	340	4101-4200	559	573	588	635	650	664	691	712	726	741	756	815	830	845	860	926	
		4201-4300	563	578	593	641	656	671	698	719	734	749	764	824	840	855	914	936	
370	350	4301-4400	568	584	598	647	662	677	705	726	742	757	767	833	849	909	924	946	
		4401-4500	576	592	607	658	673	688	717	739	755	770	781	849	909	925	941	964	
	360	4501-4600	599	616	632	683	700	715	745	768	784	796	813	882	943	960	977	1000	
		4601-4700	604	621	637	690	706	722	752	775	787	804	821	936	953	970	987	1010	
	370	4701-4800	609	626	643	696	713	729	759	783	795	812	873	945	962	979	997	1021	
		4801-4900	614	631	648	702	719	736	767	790	803	820	882	954	972	989	1007	1031	
4901-5000	622	639	657	713	730	748	779	798	816	834	896	970	988	1006	1025	1049			

EXTRA CHARGE

SYMBOL	NAME	PRICE
F-FBR-010	Guide adapter for external blind	17,10 € / m
F-FBR-020	Guide adapter for external blind with a spacer	21,30 € / m
F-FBR-030	Guide for external blind for flush-mounted installation	20,60 € / m
F-FBR-040	Guide for external blind for flush-mounted installation with a spacer	23,10 € / m
F-RSC-340	Insert guide for external blinds	3,80 € / m
F-FBD-010	Bottom plug of the F-FBR-010 guide	0,40 € / Pair
F-FBD-020	Bottom plug of the F-FBR-020 guide	0,50 € / Pair
F-FBD-030	Bottom plug of the F-FBR-030 guide	0,40 € / Pair
F-FBD-040	Bottom plug of the F-FBR-040 guide	0,50 € / Pair
F-FBD-011	Bottom alu plug of the F-FBR-010 guide	6,00 € / Pair
F-FBD-021	Bottom alu plug of the F-FBR-020 guide	6,80 € / Pair
F-FBD-031	Bottom alu plug of the F-FBR-030 guide	6,00 € / Pair
F-FBD-041	Bottom alu plug of the F-FBR-040 guide	6,80 € / Pair

The price given in the table does not include safety plates.

Price list of safety plates is available on p. 32-35.

Price list of additional components for external blinds is available on p. 36.

EXTRA CHARGES FOR MOTORS

NAME	6 Nm	9 Nm	10 Nm	18 Nm	20 Nm
A-OK AM55	AM55-6/35-EL Included in the price	-	AM55-10/35-EL Included in the price	-	-
ELERO SOFT	JA 06 SOFT Included in the price	JA 09 SOFT Included in the price	-	-	JA 20 DK Included in the price
SOMFY WT	JA06 6/24 WT	-	JA10 10/24 WT	JA18 18/24 WT	-
SOMFY WT PROTECT	JA06 6/24 WT PROTECT	-	JA10 10/24 WT PROTECT	JA18 18/24 WT PROTECT	-
ELERO COMFORT	JA06 COMFORT-868	JA09 COMFORT-868	-	-	-
SOMFY RTS	JA06 6/24 RTS	-	JA10 10/24 RTS	JA18 18/24 RTS	-
SOMFY IO PROTECT	JA06 6/24 IO PROTECT	-	JA10 10/24 IO PROTECT	JA18 18/24 IO PROTECT	-

CRANK MECHANISM (set) - 20€
CRANK STEM EXTENSION - 13,75 € / m

HANDLES MOUNTING THE HEAD RAIL

SAFETY PLATE	PACKAGE HEIGHT	h/w	4 TOP RAIL HANDLES							5 TOP RAIL HANDLES							6 TOP RAIL HANDLES						
			2501-2600	2601-2700	2701-2800	2801-2900	2901-3000	3001-3100	3101-3200	3201-3300	3301-3400	3401-3500	3501-3600	3601-3700	3701-3800	3801-3900	3901-4000	4001-4100	4101-4200	4201-4300	4301-4400	4401-4500	
200	160	600-1000	433	437	440	445	448	472	476	479	489	507	530	534	539	548	553	567	571	575	580	583	
		170	1001-1100	449	453	458	462	466	490	495	499	509	529	553	558	563	573	577	593	597	602	607	611
			1101-1200	458	463	467	472	476	501	506	510	520	541	566	571	576	586	591	607	612	617	622	627
	180	1201-1300	467	472	477	482	487	511	516	521	532	553	579	584	589	600	605	621	627	632	637	642	
		1301-1400	476	482	487	492	496	522	527	532	543	564	592	597	602	613	618	636	641	647	652	657	
		1401-1500	485	491	496	501	507	533	538	543	554	576	604	610	616	627	632	650	656	661	667	673	
250	200	1501-1600	518	524	530	536	542	580	586	592	604	628	647	653	659	671	677	696	703	709	715	722	
		1601-1700	528	534	540	546	552	591	597	604	616	641	659	666	673	685	691	711	717	724	731	737	
	210	1701-1800	537	544	550	556	562	602	609	615	627	654	673	679	686	699	705	725	732	739	746	753	
		1801-1900	547	553	560	566	573	613	620	627	639	666	686	692	700	712	720	740	747	755	762	769	
	220	1901-2000	563	570	577	584	591	633	640	647	660	688	709	717	724	738	745	767	774	782	789	797	
		2001-2100	595	603	610	618	625	655	664	671	685	714	736	743	752	765	774	796	804	812	820	828	
	230	2101-2200	604	613	620	628	636	667	675	683	697	727	749	757	765	779	787						

EXTRA CHARGE

NAME	PRICE
Box enlargement	5%
Varnishing the entire box	10%
Varnishing the box in RAL colors *, **	30%
Guides with an offset **	10%
Veneering guides ***	8%
Varnishing guides in RAL colors *, **	20%
Automatic top rail handle F-USG-A	1,63 € / pc
Bracket for the box ZF3000-BX outer cover (box up to 150 cm wide)	7,70 € / pc
Wall mounting bracket	4,80 € / pc
Mosquito net	99,00 € / pc
Preparation for the mosquito net	8,30 € / pc

- * - colors other than the standard colours of the ZF3000 external blinds. In the case of little saleable RAL colors - individual valuation.
- ** - surcharge applies only to type A.
- *** - completion date up to 21 business days.
- **** - detailed table of minimum widths on p. 40.

HANDLES MOUNTING THE HEAD RAIL

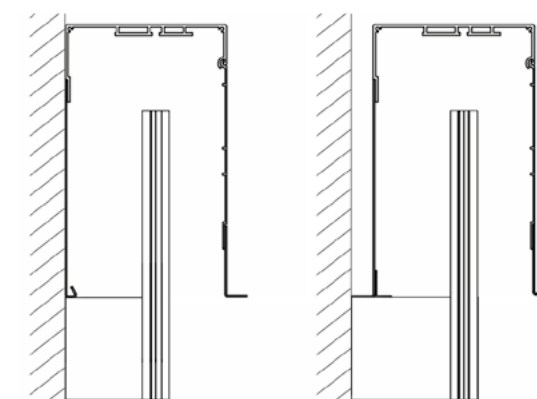
SAFETY PLATE	PACKAGE HEIGHT	h/w	2 TOP RAIL HANDLES								3 TOP RAIL HANDLES								
			600-1000	1001-1100	1101-1200	1201-1300	1301-1400	1401-1500	1501-1600	1601-1700	1701-1800	1801-1900	1901-2000	2001-2100	2101-2200	2201-2300	2301-2400	2401-2500	
250	200	600-1000	401	420	433	445	467	488	502	511	525	532	546	574	588	596	610	634	
		1001-1100	411	427	441	460	474	497	511	519	533	540	554	584	598	606	620	643	
		1101-1200	419	434	448	470	484	505	520	530	544	552	567	595	610	616	631	653	
		1201-1300	425	449	464	477	491	513	527	537	552	560	575	602	617	623	638	661	
		1301-1400	432	456	471	484	498	521	536	545	560	569	584	611	626	632	647	670	
	220	1401-1500	448	464	479	493	508	532	547	557	572	580	595	623	638	645	660	683	
		1501-1600	454	471	486	499	514	539	575	585	601	609	625	643	659	666	682	705	
		230	1601-1700	460	477	492	508	524	547	583	594	610	617	632	650	667	674	690	715
			1701-1800	469	486	502	517	533	559	595	606	623	629	646	664	681	688	705	730
		300	250	1801-1900	479	498	515	529	545	569	607	618	635	642	660	679	696	703	720
1901-2000	486			504	522	536	553	575	614	622	640	647	664	683	701	709	726	752	
260	2001-2100		503	530	548	563	581	604	633	642	660	667	685	705	723	732	749	775	
	2101-2200		509	537	555	569	587	611	640	649	667	674	692	713	731	739	757	783	
	2201-2300		518	547	565	580	598	622	651	661	680	687	706	727	745	754	772	800	
280	2301-2400		523	553	571	586	604	628	658	668	686	694	712	734	753	761	780	808	
	2401-2500		531	561	581	599	618	643	674	683	702	711	731	752	772	781	800	828	
	2501-2600		536	579	598	605	648	656	687	697	717	725	745	781	801	829	849	860	
	300		2601-2700	564	603	624	633	678	687	721	733	754	764	785	825	846	877	898	911
			2701-2800	572	612	633	642	688	698	732	744	766	776	798	838	860	891	912	926
350	310	2801-2900	579	619	641	650	695	705	740	752	774	784	807	848	869	901	922	936	
		2901-3000	587	627	650	659	706	715	751	764	786	796	819	860	883	914	937	950	
	320	3001-3100	614	646	668	679	726	736	786	800	823	835	858	885	908	941	964	978	
		3101-3200	621	653	676	687	735	744	795	809	832	844	867	894	917	951	975	989	
	340	3201-3300	630	663	687	697	746	756	807	821	845	858	881	909	932	967	990	1005	
		3301-3400	637	670	694	705	754	764	815	830	854	866	890	918	942	977	1001	1016	
	350	3401-3500	644	678	702	713	762	771	823	839	863	876	899	927	951	987	1011	1026	
		3501-3600	698	711	736	775	800	811	849	866	890	905	929	984	1009	1020	1045	1062	
	370	3601-3700	705	719	743	784	808	819	858	875	900	914	939	994	1019	1030	1055	1072	
		3701-3800	715	729	754	794	820	831	870	887	913	928	953	1009	1034	1046	1071	1089	
380	3801-3900	722	736	762	803	828	838	879	896	921	937	962	1018	1044	1056	1082	1099		
	3901-4000	729	743	769	810	836	847	887	905	931	946	972	1028	1054	1066	1092	1110		
400	4001-4100	750	766	792	836	861	873	914	933	959	976	1003	1060	1087	1101	1127	1146		
	4101-4200	758	773	800	844	870	881	923	942	969	985	1012	1071	1097	1111	1138	1201		
410	4201-4300	767	784	811	855	882	893	935	955	982	999	1026	1085	1112	1127	1154	1218		
	4301-4400	775	791	819	863	890	901	944	964	991	1009	1036	1095	1122	1137	1209	1229		
430	4401-4500	782	799	826	871	898	910	953	973	1000	1018	1045	1105	1133	1192	1220	1240		
	4501-4600	804	822	850	897	924	937	981	1002	1030	1049	1077	1139	1211	1227	1256	1278		
440	4601-4700	811	830	857	905	933	945	989	1011	1039	1059	1087	1148	1221	1238	1266	1289		
	4701-4800	821	840	868	916	945	957	1002	1024	1053	1072	1101	1208	1237	1254	1283	1306		
450	4801-4900	828	848	876	925	953	966	1010	1033	1062	1082	1155	1218	1247	1265	1293	1316		
	4901-5000	836	855	884	932	961	974	1019	1042	1071	1091	1165	1228	1257	1275	1304	1327		

With C80 AiB over 340 cm high, the package will protrude beyond the box.

EXTRA CHARGES FOR MOTORS

NAME	6 Nm	9 Nm	10 Nm	18 Nm	20 Nm
A-OK AM55	AM55-6/35-EL Included in the price	-	AM55-10/35-EL Included in the price	-	-
ELERO SOFT	JA 06 SOFT Included in the price	JA 09 SOFT Included in the price	-	-	JA 20 DK Included in the price
SOMFY WT	JA06/24WT	-	JA10/24WT	JA18/24WT	-
	37,80€	-	38,90€	60,40€	-
SOMFY WT PROTECT	JA06/24WT PROTECT	-	JA10/24WT PROTECT	JA18/24WT PROTECT	-
	47,30€	-	49,90€	78,80€	-
ELERO COMFORT	JA06 COMFORT-868	JA09 COMFORT-868	-	-	-
	126,50€	151,30€	-	-	-
SOMFY RTS	JA06/24 RTS	-	JA10/24 RTS	JA18/24 RTS	-
	165€	-	176€	200,80€	-
SOMFY IO PROTECT	JA06/24IO PROTECT	-	JA10/24IO PROTECT	JA18/24IO PROTECT	-
	165€	-	176€	200,80€	-

CRANK MECHANISM (set) - 20€
CRANK STEM EXTENSION - 13,75€/m



TYP A - Flush-mounted box. Dedicated F-FBR-030 guides.

TYP B - Flush-mounted box with an offset. Dedicated F-FBR-040 guides.

HANDLES MOUNTING THE HEAD RAIL

4 TOP RAIL HANDLES								5 TOP RAIL HANDLES								6 TOP RAIL HANDLES							
2501-2600	2601-2700	2701-2800	2801-2900	2901-3000	3001-3100	3101-3200	3201-3300	3301-3400	3401-3500	3501-3600	3601-3700	3701-3800	3801-3900	3901-4000	4001-4100	4101-4200	4201-4300	4301-4400	4401-4500				
659	667	681	690	704	733	747	756	772	796	836	846	860	870	884	908	922	932	946	960				
668	677	691	699	713	744	758	767	783	807	848	858	873	883	897	923	937	946	960	971				
680	686	701	708	722	753	767	774	791	813	857	865	880	891	905	929	944	952	967	978				
687	694	709	715	730	761	776	783	800	822	867	876	891	901	916	940	955	963	978	990				
697	704	719	726	741	772	787	794	811	834	880	888	903	914	929	953	968	977	992	1004				
711	718	734	741	756	788	803	811	828	851	898	907	922	933	949	974	989	999	1014	1027				
734	741	757	765	781	828	844	852	870	895	927	936	952	963	979	1005	1020	1030	1046	1059				
744	752	768	776	792	840	856	864	882	908	940	950	966	977	994	1020	1036	1046	1062	1075				
760	768	785	793	810	858	875	884	902	929	962	971	988	1000	1017	1044	1060	1070	1087	1100				
777	785	802	810	827	877	894	903	922	949	983	993	1010	1022	1039	1067	1085	1095	1112	1126				
784	791	809	817	835	886	904	912	932	958	994	1004	1022	1033	1051	1080	1098	1109	1126	1140				
823	832	850	859	877	914	932	941	961	989	1025	1036	1053	1066	1084	1114	1132	1143	1161	1176				
831	841	859	868	886	923	942	951	971	999	1036	1046	1065	1077	1095	1126	1144	1155	1174	1188				
848	858	876	886	905	942	961	971	992	1020	1057	1068	1086	1100	1119	1150	1169	1180	1199	1214				
857	867	885	895	914	952	970	980	1001	1030	1068	1079	1098	1111	1130	1162	1180	1192	1211	1226				
878	888	907	918	937	975	995	1005	1026	1056	1094	1106	1125	1139	1159	1190	1210	1222	1242	1257				
896	906	926	936	956	991	1034	1045	1067	1078	1118	1129	1149	1163	1183	1213	1232	1245	1265	1281				
950	962	984	995	1017	1055	110																	

EXTRA CHARGE

NAME	PRICE
Varnishing the box in RAL colors *, **	30%
Guides with an offset **	10%
Veneering guides ***	8%
Varnishing guides in RAL colors *, **	20%
Automatic top rail handle F-USG-A	1,63 € / pc
Bracket for the box ZF3000-BX outer cover (box up to 150 cm wide)	7,70 € / pc
Wall mounting bracket	4,80 € / pc
Mosquito net	99,00 € / pc
Preparation for the mosquito net	8,30 € / pc

- * - colors other than the standard colours of the ZF3000 external blinds. In the case of little saleable RAL colors - individual valuation.
- ** - surcharge applies only to type C.
- *** - completion date up to 21 business days.
- **** - detailed table of minimum widths on p. 40.

HANDLES MOUNTING THE HEAD RAIL

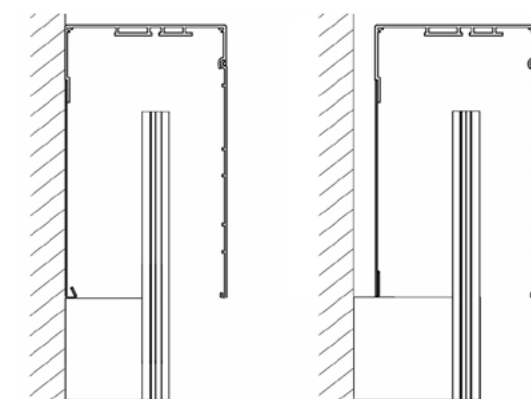
SAFETY PLATE	PACKAGE HEIGHT	h/w	2 TOP RAIL HANDLES								3 TOP RAIL HANDLES								
			600-1000	1001-1100	1101-1200	1201-1300	1301-1400	1401-1500	1501-1600	1601-1700	1701-1800	1801-1900	1901-2000	2001-2100	2101-2200	2201-2300	2301-2400	2401-2500	
250	200	600-1000	427	447	461	477	500	521	545	555	569	580	595	612	626	634	648	672	
		1001-1100	438	455	469	493	507	530	554	564	579	588	603	620	635	642	657	681	
		1101-1200	445	463	478	501	516	537	562	570	585	591	606	623	639	646	661	685	
		1201-1300	454	479	494	508	523	544	569	577	592	598	613	632	647	654	669	693	
		1301-1400	460	486	501	515	531	551	577	585	601	607	622	641	656	663	678	703	
		1401-1500	477	494	510	524	541	562	588	597	613	619	635	653	669	677	692	717	
	220	1501-1600	482	511	527	541	557	580	607	616	632	639	655	675	691	699	715	741	
		230	1601-1700	491	518	534	546	562	586	613	622	638	646	662	682	699	706	723	750
			1701-1800	499	527	544	557	574	597	625	634	652	659	676	696	713	722	739	766
		250	1801-1900	499	526	543	555	571	594	622	631	648	654	672	691	708	716	732	759
			1901-2000	505	529	546	557	574	596	625	633	650	657	674	694	711	718	736	761
		260	2001-2100	521	536	553	575	592	616	645	654	672	679	696	717	735	743	760	787
2101-2200	528		542	559	581	599	623	653	662	680	686	704	726	743	751	769	796		
270	2201-2300	537	552	570	592	610	635	665	674	693	700	718	740	758	766	785	812		
	2301-2400	543	558	576	599	617	642	672	682	700	707	726	748	766	775	793	821		
280	2401-2500	554	580	599	612	631	657	688	697	716	724	744	766	785	794	813	842		
	2501-2600	567	595	614	622	664	672	704	714	734	742	761	800	819	848	868	879		
300	2601-2700	580	608	628	637	681	690	723	734	754	763	784	825	845	876	896	908		
	2701-2800	588	617	638	648	692	701	735	746	766	776	797	838	859	890	911	924		
310	2801-2900	595	625	646	655	700	709	743	755	776	785	806	848	869	900	922	934		
	2901-3000	604	634	655	665	711	720	755	766	788	798	819	861	883	915	937	950		
320	3001-3100	622	653	675	686	732	741	791	805	827	838	860	888	910	944	965	979		
	3101-3200	629	660	682	693	740	749	800	813	835	847	869	898	920	954	976	990		
340	3201-3300	638	670	693	705	752	761	812	827	849	862	884	912	935	970	992	1007		
	3301-3400	645	678	701	712	761	769	821	836	858	871	894	922	945	981	1003	1018		
350	3401-3500	653	685	709	720	769	778	829	845	867	880	903	931	955	991	1014	1029		
	3501-3600	707	720	744	784	808	819	857	873	896	911	934	990	1014	1026	1049	1066		
370	3601-3700	714	728	751	792	816	827	865	882	906	920	944	1000	1024	1036	1060	1077		
	3701-3800	724	738	762	804	828	839	878	895	919	934	959	1016	1040	1053	1077	1094		
380	3801-3900	732	746	770	812	836	848	887	905	929	944	968	1026	1050	1063	1088	1105		
	3901-4000	739	754	778	821	845	856	896	913	938	953	978	1036	1060	1074	1098	1116		
400	4001-4100	761	777	802	846	871	884	924	943	968	985	1010	1069	1095	1110	1135	1154		
	4101-4200	768	784	810	855	880	892	933	952	977	994	1020	1080	1105	1121	1146	1210		
410	4201-4300	778	795	821	866	892	904	946	966	991	1009	1034	1095	1121	1137	1163	1227		
	4301-4400	786	802	829	875	900	913	955	975	1001	1018	1045	1106	1132	1148	1218	1239		
430	4401-4500	793	810	837	883	909	921	964	984	1010	1028	1055	1116	1142	1203	1229	1250		
	4501-4600	816	834	861	909	936	950	992	1014	1041	1060	1087	1151	1222	1240	1267	1289		
440	4601-4700	823	842	869	918	945	958	1002	1023	1051	1070	1097	1161	1233	1251	1278	1300		
	4701-4800	833	852	880	929	957	971	1015	1037	1064	1084	1112	1221	1249	1267	1295	1318		
450	4801-4900	841	860	888	938	966	979	1024	1046	1074	1094	1167	1232	1260	1279	1306	1329		
	4901-5000	849	868	896	947	974	988	1033	1055	1084	1104	1177	1242	1270	1290	1318	1341		

With C80 CiD over 180 cm high, the package will protrude beyond the box.

EXTRA CHARGES FOR MOTORS

NAME	6 Nm	9 Nm	10 Nm	18 Nm	20 Nm
A-OK AM55	AM55-6/35-EL Included in the price	-	AM55-10/35-EL Included in the price	-	-
ELERO SOFT	JA 06 SOFT Included in the price	JA 09 SOFT Included in the price	-	-	JA 20 DK Included in the price
SOMFY WT	JA066/24WT 37,80€	-	JA1010/24WT 38,90€	JA1818/24WT 60,40€	-
SOMFY WT PROTECT	JA066/24WT PROTECT 47,30€	-	JA1010/24WT PROTECT 49,90€	JA1818/24WT PROTECT 78,80€	-
ELERO COMFORT	JA06 COMFORT-868 126,50€	JA09 COMFORT-868 151,30€	-	-	-
SOMFY RTS	JA066/24RTS 165€	-	JA1010/24RTS 176€	JA1818/24RTS 200,80€	-
SOMFY IO PROTECT	JA066/24IO PROTECT 165€	-	JA1010/24IO PROTECT 176€	JA1818/24IO PROTECT 200,80€	-

CRANK MECHANISM (set) - 20€
CRANK STEM EXTENSION - 13,75€/m



TYP C - Facade box. Dedicated F-FBR-010 guides.

TYP D - Facade box with an offset. Dedicated F-FBR-020 guides.

HANDLES MOUNTING THE HEAD RAIL

4 TOP RAIL HANDLES										5 TOP RAIL HANDLES						6 TOP RAIL HANDLES				
2501-2600	2601-2700	2701-2800	2801-2900	2901-3000	3001-3100	3101-3200	3201-3300	3301-3400	3401-3500	3501-3600	3601-3700	3701-3800	3801-3900	3901-4000	4001-4100	4101-4200	4201-4300	4301-4400	4401-4500	
698	707	721	729	743	775	789	797	814	838	882	891	905	917	931	956	971	980	995	1007	
708	716	731	738	753	785	800	808	824	849	893	903	918	929	944	969	984	993	1008	1020	
713	720	735	743	758	791	806	813	831	855	902	911	926	938	953	979	995	1004	1019	1032	
722	729	744	751	767	800	815	823	841	865	913	923	938	949	965	992	1007	1017	1032	1045	
732	740	755	762	778	812	827	835	853	877	926	936	952	963	979	1006	1022	1031	1047	1060	
747	755	771	779	794	829	845	852	871	896	946	956	972	984	1000	1028	1044	1054	1071	1084	
771	780	796	805	821	872	888	898	916	943	977	987	1004	1016	1033	1061	1078	1089	1105	1119	
781	789	806	814	831	883	900	909	928	955	990	1000	1017	1029	1046	1076	1092	1103	1120	1134	
797	806	823	832	849	902	919	929	948	976	1012	1022	1040	1053	1070	1100	1117	1129	1146	1160	
790	799	816	824	841	893	909	919	938	965	1001	1011	1028	1040	1057	1087	1104	1115	1131	1145	
795	802	820	827	845	899	916	924	944	971	1009	1018	1036	1047	1065	1097	1114	1124	1142	1156	
836	846	864	873	891	929	946	956	976	1004	1042	1053	1070	1084	1101	1133	1151	1162	1180	1195	
846	856	874	883	901	939	957	967	987	1016	1054	1065	1083	1095	1114	1146	1164	1176	1194	1209	
863	873	892	901	920	959	977	987	1008	1037	1076	1087	1105	1119	1137	1171	1190	1202	1220	1235	
873	883	902	911	930	969	988	998	1019	1049	1088	1100	1118	1131	1150	1184	1203	1215	1233	1249	
894	904	923	933	953	993	1012	1022	1043	1075	1114	1126	1145	1159	1178	1213	1232	1245	1264	1280	
916	926	946	957	976	1014	1057	1068	1090	1101	1142	1155	1174	1189	1208	1242	1261	1275	1294	1310	
947	959	979	990	1011	1051	1095	1107	1130	1142	1185	1198	1219	1234	1255	1291	1311	1324	1345	1362	
963	975	996	1008	1029	1069	1114	1127	1149	1163	1207	1220	1241	1257	1278	1313	1334	1348	1414	1432	
974	987	1007	1019	1																

EXTRA CHARGE

NAME	PRICE
Box enlargement	5%
Varnishing the entire box	10%
Varnishing the box in RAL colors *, **	30%
Guides with an offset **	10%
Veneering guides ***	8%
Varnishing guides in RAL colors *, **	20%
Automatic top rail handle F-USG-A	1,63 € / pc
Bracket for the box ZF3000-BX outer cover (box up to 150 cm wide)	7,70 € / pc
Wall mounting bracket	4,80 € / pc
Mosquito net	99,00 € / pc
Preparation for the mosquito net	8,30 € / pc

- * - colors other than the standard colours of the ZF3000 external blinds. In the case of little saleable RAL colors - individual valuation.
- ** - surcharge applies only to type A.
- *** - completion date up to 21 business days.
- **** - detailed table of minimum widths on p. 40.

Maximum area	16 m ²
Minimum width (F-FBR guides) ****	574 mm
Minimum height	600 mm
Maximum width	4500 mm
Maximum height	5000 mm
Max. height external blind with mosquito net	2500 mm
Min. width external blind with mosquito net with the use of breake	670 mm
Maximum width of mosquito net	1800 mm
Minimum width of mosquito net	605 mm
Maximum area of mosquito net	4,5m ²
Maximum area (Crank mechanism)	9 m ²
Minimum width (Crank mechanism)	520 mm

STANDARD EQUIPMENT

Top rail handles	F-USG
Guides	F-FBR
Slat rotation	90°
Bracket for the box ZF3000-BX outer cover (box over 150cm wide)	
Box insulation (type B) - according to the customer's wish	

HANDLES MOUNTING THE HEAD RAIL

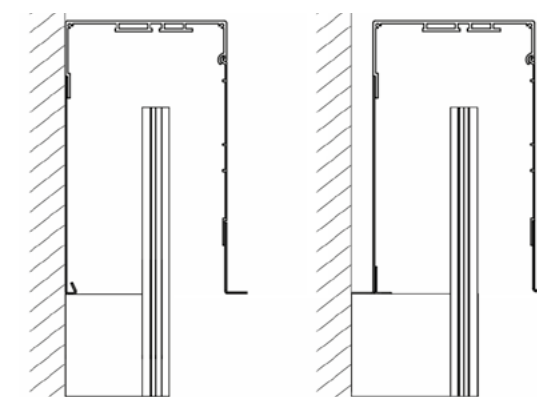
SAFETY PLATE	PACKAGE HEIGHT	h _w	2 TOP RAIL HANDLES							3 TOP RAIL HANDLES									
			600-1000	1001-1100	1101-1200	1201-1300	1301-1400	1401-1500	1501-1600	1601-1700	1701-1800	1801-1900	1901-2000	2001-2100	2101-2200	2201-2300	2301-2400	2401-2500	
250	160	600-1000	417	437	451	457	480	503	517	524	538	545	559	589	603	611	626	650	
		1001-1100	432	447	462	478	493	516	530	538	553	561	576	605	620	629	643	669	
	170	1101-1200	439	455	470	486	501	524	539	548	563	570	585	616	631	640	655	681	
		1201-1300	445	471	486	493	509	532	547	558	573	579	595	625	641	651	666	691	
	180	1301-1400	453	479	494	501	517	540	556	567	582	590	605	636	652	662	678	703	
		1401-1500	468	485	501	509	525	549	564	576	592	598	614	646	662	672	687	715	
	200	1501-1600	477	496	513	521	538	563	601	611	628	638	654	676	692	702	719	747	
		1601-1700	484	501	518	527	544	571	609	620	637	647	664	682	698	707	724	760	
	210	1701-1800	492	509	526	535	553	580	619	630	647	657	674	693	710	718	735	768	
		1801-1900	499	516	534	542	559	584	624	632	650	657	675	695	712	720	738	766	
	220	1901-2000	509	528	546	555	573	598	639	648	666	674	692	713	731	739	757	787	
		2001-2100	525	545	563	584	603	631	661	671	689	697	716	737	756	765	783	814	
230	2101-2200	532	552	570	592	610	639	669	679	698	706	725	747	766	774	793	825		
	2201-2300	539	560	579	600	619	648	679	689	708	716	736	758	777	786	805	838		
240	2301-2400	549	570	589	612	632	662	693	703	723	731	751	774	794	803	823	857		
	2401-2500	559	590	610	618	639	669	702	712	732	741	761	784	805	814	834	868		
300	250	2501-2600	567	609	629	631	681	690	724	734	755	764	785	824	845	880	901	913	
		2601-2700	575	615	636	639	690	699	733	744	765	775	796	836	857	893	914	927	
	260	2701-2800	586	626	648	650	703	713	748	759	780	791	812	853	875	912	934	947	
		2801-2900	593	635	657	659	712	722	757	769	791	801	823	865	887	924	947	960	
	270	2901-3000	600	641	664	667	721	730	766	778	800	810	832	874	897	935	958	970	
		3001-3100	626	658	681	684	739	749	800	813	835	846	869	892	915	960	982	996	
	280	3101-3200	633	666	689	692	748	757	809	822	845	856	879	902	925	970	994	1007	
		3201-3300	645	677	701	705	762	773	825	838	862	874	897	921	944	991	1015	1029	
	290	3301-3400	652	685	709	713	771	781	834	848	872	883	908	931	955	1002	1026	1040	
		3401-3500	687	722	748	754	815	827	883	898	924	938	964	989	1015	1066	1092	1109	
	300	3501-3600	741	755	781	782	826	852	867	908	925	951	966	992	1055	1082	1097	1124	1142
		3601-3700	749	764	790	836	863	878	920	937	964	979	1006	1070	1097	1114	1140	1159	
310	3701-3800	757	772	799	846	873	888	930	948	975	990	1017	1082	1110	1126	1153	1172		
	3801-3900	765	780	807	855	882	897	941	958	986	1002	1029	1094	1122	1139	1166	1185		
320	3901-4000	772	788	815	864	892	907	951	969	996	1013	1107	1134	1152	1179	1199			
	4001-4100	797	813	842	893	921	938	983	1002	1031	1048	1077	1146	1174	1193	1221	1242		
330	4101-4200	804	821	850	902	931	948	993	1013	1042	1060	1089	1158	1186	1206	1234	1299		
	4201-4300	812	829	858	912	940	958	1004	1024	1053	1071	1100	1170	1199	1218	1248	1313		
340	4301-4400	820	838	867	921	950	968	1014	1035	1064	1082	1112	1182	1211	1231	1305	1327		
	4401-4500	831	849	880	935	965	983	1030	1051	1081	1100	1130	1202	1232	1296	1326	1348		
350	4501-4600	853	872	903	960	990	1010	1057	1080	1110	1130	1161	1235	1309	1331	1361	1385		
	4601-4700	861	881	911	970	1000	1020	1068	1091	1121	1142	1173	1247	1322	1344	1374	1398		
360	4701-4800	868	889	920	979	1010	1030	1078	1101	1132	1154	1184	1304	1335	1357	1388	1412		
	4801-4900	876	897	928	989	1020	1041	1089	1112	1143	1165	1240	1316	1348	1370	1401	1426		
370	4901-5000	888	909	941	1003	1035	1056	1105	1129	1161	1183	1259	1336	1368	1391	1423	1448		

With Z90 AiB over 440 cm high, the package will protrude beyond the box.

EXTRA CHARGES FOR MOTORS

NAME	6 Nm	9 Nm	10 Nm	18 Nm	20 Nm
A-OK AM55	AM55-6/35-EL Included in the price	-	AM55-10/35-EL Included in the price	-	-
ELERO SOFT	JA06 SOFT Included in the price	JA09 SOFT Included in the price	-	-	JA20DK Included in the price
SOMFY WT	JA066/24WT	-	JA1010/24WT	JA1818/24WT	-
SOMFY WT PROTECT	JA066/24WT PROTECT	-	JA1010/24WT PROTECT	JA1818/24WT PROTECT	-
ELERO COMFORT	JA06 COMFORT-868	JA09 COMFORT-868	-	-	-
SOMFY RTS	JA066/24RTS	-	JA1010/24RTS	JA1818/24RTS	-
SOMFY IO PROTECT	JA066/24IO PROTECT	-	JA1010/24IO PROTECT	JA1818/24IO PROTECT	-

CRANK MECHANISM (set) - 20€
CRANK STEM EXTENSION - 13,75€/m



TYP A - Flush-mounted box. Dedicated F-FBR-030 guides.

TYP B - Flush-mounted box with an offset. Dedicated F-FBR-040 guides.

HANDLES MOUNTING THE HEAD RAIL

4 TOP RAIL HANDLES										5 TOP RAIL HANDLES						6 TOP RAIL HANDLES				
2501-2600	2601-2700	2701-2800	2801-2900	2901-3000	3001-3100	3101-3200	3201-3300	3301-3400	3401-3500	3501-3600	3601-3700	3701-3800	3801-3900	3901-4000	4001-4100	4101-4200	4201-4300	4301-4400	4401-4500	
676	684	698	707	721	752	766	773	790	813	855	865	879	890	904	931	945	955	969	980	
696	704	719	728	743	775	789	796	813	838	882	892	907	918	933	960	975	984	999	1011	
708	716	732	741	757	788	804	812	829	853	898	908	924	935	950	978	993	1002	1018	1030	
719	730	745	753	769	800	816	825	842	869	914	926	941	952	968	993	1008	1018	1033	1046	
732	742	757	766	782	815	830	839	857	883	930	942	958	969	985	1010	1026	1036	1051	1065	
744	753	769	779	795	828	844	855	873	899	946	956	971	983	999	1025	1041	1051	1067	1080	
777	788	804	815	832	880	897	906	925	954	987	1001	1018	1030	1046	1073	1090	1101	1118	1132	
790	799	816	825	842	892	909	918	937	967	1000	1011	1028	1040	1058	1085	1103	1113	1131	1144	
799	812	830	839	856	906	924	933	953	982	1017	1027	1045	1057	1075	1103	1121	1132	1149	1163	
799	807	825	833	850	903	920	929	949	979	1015	1025	1043	1055	1072	1102	1120	1131	1149	1162	
820	829	847	856	874	927	946	955	975	1006	1043	1054	1073	1085	1103	1134	1152	1163	1181	1196	
863	874	892	902	921	959	978	988	1008	1041	1079	1090	1109	1122	1141	1173	1191	1203	1222	1237	
875	886	905	914	933	972	991	1001	1022	1055	1093	1105	1124	1137	1156	1188	1207	1220	1239	1254	
889	898	918	928	947	986	1006	1016	1037	1071	1110	1122	1141	1155	1174	1207	1226	1238	1257	1273	
909	919	939	950	970	1009	1029	1040	1062	1097	1137	1149	1169	1182	1203	1236	1256				

EXTRA CHARGE

NAME	PRICE
Varnishing the box in RAL colors *, ***	30%
Guides with an offset **	10%
Veneering guides ***	8%
Varnishing guides in RAL colors *, ***	20%
Automatic top rail handle F-USG-A	1,63 € / pc
Bracket for the box ZF3000-BX outer cover (box up to 150 cm wide)	7,70 € / pc
Wall mounting bracket	4,80 € / pc
Mosquito net	99,00 € / pc
Preparation for the mosquito net	8,30 € / pc

* - colors other than the standard colours of the ZF3000 external blinds. In the case of little saleable RAL colors - individual valuation.

** - surcharge applies only to type C.

*** - completion date up to 21 business days.

**** - detailed table of minimum widths on p. 40.

Maximum area	16 m ²
Minimum width (F-FBR guides) ****	574 mm
Minimum height	600 mm
Maximum width	4500 mm
Maximum height	5000 mm
Max. height external blind with mosquito net	2500 mm
Min. width external blind with mosquito net with the use of breake	670 mm
Maximum width of mosquito net	1800 mm
Minimum width of mosquito net	605 mm
Maximum area of mosquito net	4,5m ²
Maximum area (Crank mechanism)	9 m ²
Minimum width (Crank mechanism)	520 mm

STANDARD EQUIPMENT

Top rail handles	F-USG
Guides	F-FBR
Slat rotation	90°
Bracket for the box ZF3000-BX outer cover (box over 150cm wide)	
Box insulation (type D) - according to the customer's wish	

HANDLES MOUNTING THE HEAD RAIL

SAFETY PLATE	PACKAGE HEIGHT	h/w	2 TOP RAIL HANDLES								3 TOP RAIL HANDLES									
			600-1000	1001-1100	1101-1200	1201-1300	1301-1400	1401-1500	1501-1600	1601-1700	1701-1800	1801-1900	1901-2000	2001-2100	2101-2200	2201-2300	2301-2400	2401-2500		
250	160	600-1000	445	467	482	489	512	536	560	570	585	585	601	608	623	642	657	665	680	706
		170	1001-1100	461	478	493	511	526	550	575	585	601	608	623	642	657	665	680	706	
			1101-1200	468	485	501	519	535	559	585	595	611	619	634	653	669	677	692	719	
	180	1201-1300	474	502	518	527	543	569	595	604	620	628	643	663	679	687	703	729		
		1301-1400	482	510	526	535	551	576	603	615	631	638	654	675	691	699	715	742		
		200	1401-1500	498	517	534	543	560	587	614	623	640	648	664	684	701	709	725	753	
	1501-1600		509	537	554	565	582	611	639	650	668	677	694	715	732	742	759	788		
	210	1601-1700	516	545	562	572	589	616	645	655	673	681	699	720	738	747	765	795		
		1701-1800	524	552	570	580	598	626	655	666	683	692	710	732	750	759	777	808		
		220	1801-1900	530	556	574	582	600	626	657	666	684	692	710	732	751	759	777	808	
	1901-2000		541	568	586	594	613	641	672	682	701	709	728	750	769	779	797	830		
	230	2001-2100	557	576	595	614	633	663	695	706	725	734	753	777	796	806	825	858		
		2101-2200	566	584	603	622	642	672	704	715	734	744	763	787	807	817	836	870		
		2201-2300	572	592	611	631	651	682	714	726	745	754	774	798	818	829	848	883		
	240	2301-2400	583	603	624	644	664	696	729	740	761	771	791	816	836	847	867	903		
		250	2401-2500	580	608	628	636	656	688	721	731	751	760	780	804	824	833	853	888	
	2501-2600		598	628	648	651	701	710	744	755	775	784	805	847	867	904	924	937		
	260	2601-2700	604	634	655	659	710	718	753	764	785	794	815	858	879	916	937	950		
		2701-2800	615	646	667	671	723	733	768	779	801	811	833	876	897	936	957	971		
	270	2801-2900	623	655	676	680	733	742	778	790	812	822	844	888	909	949	971	984		
		2901-3000	630	662	684	688	742	751	788	800	822	832	854	898	920	961	983	996		
		3001-3100	647	681	703	708	763	773	825	838	861	872	895	920	942	988	1011	1025		
	280	3101-3200	655	688	711	715	772	781	834	848	871	882	905	931	953	1000	1023	1037		
		3201-3300	667	701	724	729	787	797	851	865	888	901	924	950	973	1021	1045	1060		
3301-3400		674	709	733	738	796	807	861	875	899	911	935	961	984	1033	1057	1072			
300	3401-3500	694	730	755	761	822	833	889	904	929	943	967	995	1020	1070	1095	1111			
	3501-3600	751	765	789	789	836	860	874	915	932	957	972	997	1063	1088	1104	1129	1147		
	310	3601-3700	762	776	802	849	875	890	931	948	974	990	1015	1082	1108	1124	1150	1169		
3701-3800		770	785	811	859	885	900	942	960	986	1001	1027	1095	1121	1137	1164	1182			
320	3801-3900	778	793	819	868	895	910	952	970	997	1013	1040	1107	1134	1151	1177	1196			
	3901-4000	786	802	828	878	905	920	963	982	1008	1025	1051	1120	1146	1164	1191	1210			
	4001-4100	811	828	855	908	935	952	996	1016	1044	1061	1089	1160	1188	1207	1234	1255			
340	4101-4200	819	837	864	918	945	963	1007	1027	1055	1073	1101	1173	1201	1220	1248	1313			
	4201-4300	828	845	873	928	955	973	1018	1039	1066	1085	1113	1186	1214	1233	1262	1328			
	4301-4400	836	854	882	938	966	983	1029	1049	1078	1097	1125	1199	1227	1247	1320	1342			
350	4401-4500	848	866	895	952	981	999	1045	1067	1096	1115	1144	1219	1248	1313	1342	1364			
	4501-4600	870	890	919	978	1007	1027	1073	1096	1125	1146	1175	1253	1327	1349	1378	1402			
	360	4601-4700	878	898	928	988	1017	1038	1085	1107	1137	1158	1188	1266	1340	1362	1392	1416		
4701-4800		887	907	937	998	1028	1048	1096	1119	1149	1170	1200	1323	1353	1376	1406	1431			
370	4801-4900	895	916	946	1008	1038	1058	1106	1130	1160	1182	1257	1336	1367	1390	1420	1445			
	4901-5000	907	928	959	1023	1053	1075	1123	1147	1178	1201	1276	1357	1388	1411	1442	1467			

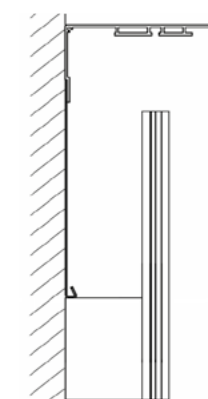
With Z90 CiD over 240 cm high, the package will protrude beyond the box.

EXTRA CHARGES FOR MOTORS

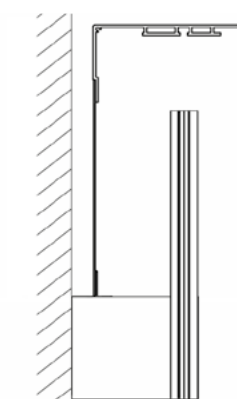
NAME	6 Nm	9 Nm	10 Nm	18 Nm	20 Nm
A-OK AM55	AM55-6/35-EL Included in the price	-	AM55-10/35-EL Included in the price	-	-
ELERO SOFT	JA06 SOFT Included in the price	JA09 SOFT Included in the price	-	-	JA20DK Included in the price
SOMFY WT	JA066/24WT	-	JA1010/24WT	JA1818/24WT	-
SOMFY WT PROTECT	JA066/24WT PROTECT	-	JA1010/24WT PROTECT	JA1818/24WT PROTECT	-
ELERO COMFORT	JA06 COMFORT-868	JA09 COMFORT-868	-	-	-
SOMFY RTS	JA066/24RTS	-	JA1010/24RTS	JA1818/24RTS	-
SOMFY IO PROTECT	JA066/24IO PROTECT	-	JA1010/24IO PROTECT	JA1818/24IO PROTECT	-

CRANK MECHANISM (set) - 20€

CRANK STEM EXTENSION - 13,75€/m



TYP C - Facade box. Dedicated F-FBR-010 guides.



TYP D - Facade box with an offset. Dedicated F-FBR-020 guides.

HANDLES MOUNTING THE HEAD RAIL

4 TOP RAIL HANDLES										5 TOP RAIL HANDLES					6 TOP RAIL HANDLES				
2501-2600	2601-2700	2701-2800	2801-2900	2901-3000	3001-3100	3101-3200	3201-3300	3301-3400	3401-3500	3501-3600	3601-3700	3701-3800	3801-3900	3901-4000	4001-4100	4101-4200	4201-4300	4301-4400	4401-4500
713	722	736	744	759	792	807	814	831	856	902	911	926	937	952	978	993	1003	1018	1031
734	742	758	766	782	815	831	839	857	882	929	939	955	967	982	1009	1025	1035	1051	1063
747	756	772	780	796	830	845	854	872	898	946	956	972	984	1000	1027	1043	1054	1070	1083
759	767	783	792	808	842	858	867	885	912	961	971	988	1000	1016	1044	1060	1071	1087	1100
772	781	797	806	822	857	873	882	900	928	978	989	1005	1017	1034	1062	1079	1090	1106	1120
784	792	809	818	834	869	886	895	914	942	993	1004	1020	1033	1050	1078	1095	1106	1123	1137
820	830	847	857	874	927	944	954	974	1005	1039	1051	1069	1082	1100	1130	1147	1159	1177	1192
827	837	855	865	882	937	954	964	984	1016	1052	1064	1082	1095	1113	1144	1162	1174	1192	1206
841	851	869	879	897	952	970	980	1001	1033	1069	1081	1099	1113	1131	1163	1181	1193	1211	1226
842	852	870	879	897	953	972	982	1003	1035	1073	1084	1102	1116	1134	1167	1186	1197	1216	1231
865	874	893	903	922	979	998	1008	1030	1063	1102	1114	1133	1147	1166	1200	1219	1231	1250	1266
910	922	941	953	972	1013	1032	1043	1065	1100	1140	1153	1172	1187	1206	1241	1260	1274	1293	1310
923	935	954	965	985	1026	1046	1058	1079	1115	1156	1169	1188	1203	1222	1258	1278	1292	1311	1328
937	948	968	980	1000	1042	1062	1074	1095											

PORTOS system box data

Minimum width (F-FBR guides) ***	574 mm
Maximum width	4500 mm
Min. width external blind with mosquito net with the use of breake	670 mm
Maximum width of mosquito net	1800 mm
Minimum width of mosquito net	605 mm
Minimum width (Crank mechanism)	520 mm

STANDARD EQUIPMENT

Top rail handles	F-USG
Bracket for the box ZF3000-BX outer cover (box over 150cm wide)	
Box insulation (type B,D) - according to the customer's wish	

EXTRA CHARGE

NAME	PRICE
Varnishing the entire box	10%
Varnishing the box in RAL colors *, **	30%
Veneering guides **	8%
Varnishing guides in RAL colors *, **	20%
Automatic top rail handle F-USG-A	1,63 € / pc
Bracket for the box ZF3000-BX outer cover (box up to 150 cm wide)	7,70 € / pc
Wall mounting bracket	4,80 € / pc
Preparation for the mosquito net	8,30 € / pc.

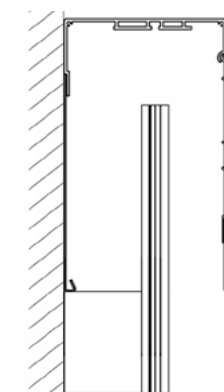
* - colors other than the standard colours of the ZF3000 external blinds. In the case of little saleable RAL colors - individual valuation.

** - completion date up to 21 business days.

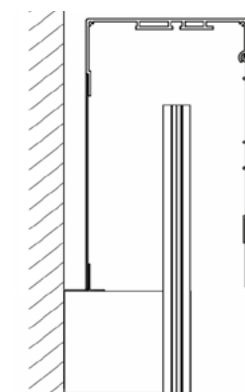
*** - detailed table of minimum widths on p. 40.

EXTRA CHARGE

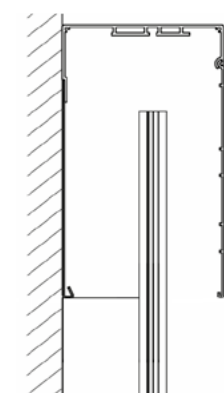
SYMBOL	NAME	PRICE
F-FBR-010	Guide adapter for external blind	17,10€ / m
F-FBR-020	Guide adapter for external blind with a spacer	21,30€ / m
F-FBR-030	Guide for external blind for flush-mounted installation	20,60€ / m
F-FBR-040	Guide for external blind for flush-mounted installation with a spacer	23,10€ / m
F-RSC-340	Insert guide for external blinds	3,80€ / m
F-PP-20	External blind single guide (with the use of the F-FBR adapter)	6,20€ / m
F-FBD-010	Bottom plug of the F-FBR-010 guide	0,40€ / Pair
F-FBD-020	Bottom plug of the F-FBR-020 guide	0,50€ / Pair
F-FBD-030	Bottom plug of the F-FBR-030 guide	0,40€ / Pair
F-FBD-040	Bottom plug of the F-FBR-040 guide	0,50€ / Pair
F-FBD-011	Bottom alu plug of the F-FBR-010 guide	6,00€ / Pair
F-FBD-021	Bottom alu plug of the F-FBR-020 guide	6,80€ / Pair
F-FBD-031	Bottom alu plug of the F-FBR-030 guide	6,00€ / Pair
F-FBD-041	Bottom alu plug of the F-FBR-040 guide	6,80€ / Pair



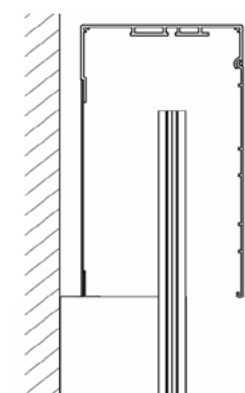
TYP A - Flush-mounted box. Dedicated F-FBR-030 guides.



TYP B - Flush-mounted box with an offset. Dedicated F-FBR-040 guides.



TYP C - Facade box. Dedicated F-FBR-010 guides.



TYP D - Facade box with an offset. Dedicated F-FBR-020 guides.

HANDLES MOUNTING THE HEAD RAIL

MOUNTING TYPE	Safety plate/width	2 TOP RAIL HANDLES								3 TOP RAIL HANDLES								
		600-1000	1001-1100	1101-1200	1201-1300	1301-1400	1401-1500	1501-1600	1601-1700	1701-1800	1801-1900	1901-2000	2001-2100	2101-2200	2201-2300	2301-2400	2401-2500	2501-2600
A, B	250	148	155	163	170	178	185	193	202	210	217	225	232	240	247	255	264	272
A, B	300	162	170	178	187	195	203	212	222	230	239	247	255	264	272	280	291	299
A, B	350	176	185	194	204	213	222	231	242	251	261	270	279	288	297	307	318	327
C, D	250	153	161	169	177	185	193	201	211	219	227	235	243	251	259	267	277	285

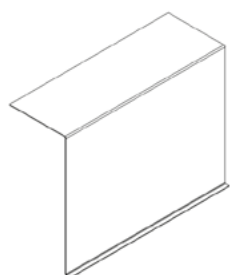
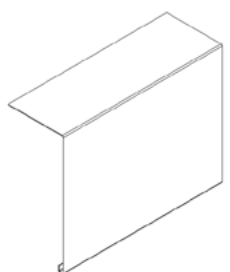
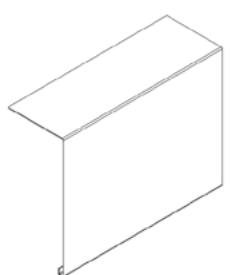
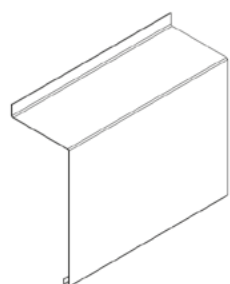
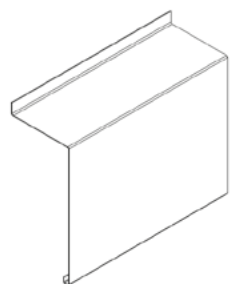
HANDLES MOUNTING THE HEAD RAIL

4 TOP RAIL HANDLES								5 TOP RAIL HANDLES								6 TOP RAIL HANDLES			
2601-2700	2701-2800	2801-2900	2901-3000	3001-3100	3101-3200	3201-3300	3301-3400	3401-3500	3501-3600	3601-3700	3701-3800	3801-3900	3901-4000	4001-4100	4101-4200	4201-4300	4301-4400	4401-4500	
280	287	295	302	310	317	325	334	342	349	357	364	374	381	389	396	404	411	419	
307	316	324	332	341	349	358	368	376	384	393	401	411	420	428	437	445	453	462	
336	345	354	364	373	382	391	402	411	421	430	439	450	459	468	478	487	496	505	
292	300	308	316	324	332	340	350	358	366	374	382	392	400	408	416	424	432	440	

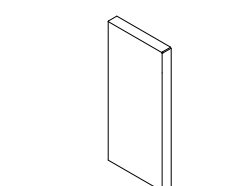
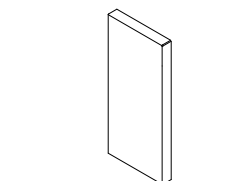
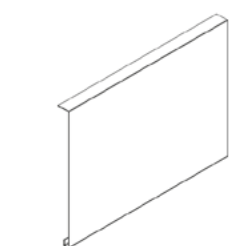
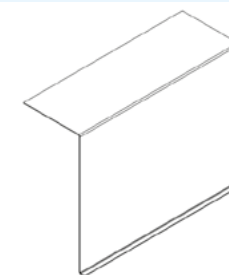


PRICE LIST OF SAFETY PLATES FOR F-PP GUIDE

Symbol	Name	Price
F-B15A-12-20	Safety plate 200 mm, Type A to C80	30,70 €/rm
F-B15A-12-25	Safety plate 250 mm, Type A to C80	34,80 €/rm
F-B15A-12-30	Safety plate 300 mm, Type A to C80	38,80 €/rm
F-B15A-12-34	Safety plate 340 mm, Type A to C80	42,20 €/rm
F-B15A-12-37	Safety plate 370 mm, Type A to C80	44,80 €/rm
F-B15A-12-44	Safety plate 440 mm, Type A to C80	50,50 €/rm
F-B15A-12-48	Safety plate 480 mm, Type A to C80	53,80 €/rm
F-B15A-14-20	Safety plate 200 mm, Type A to Z90	32,30 €/rm
F-B15A-14-25	Safety plate 250 mm, Type A to Z90	36,40 €/rm
F-B15A-14-30	Safety plate 300 mm, Type A to Z90	40,50 €/rm
F-B15A-14-34	Safety plate 340 mm, Type A to Z90	43,80 €/rm
F-B15A-14-37	Safety plate 370 mm, Type A to Z90	46,40 €/rm
F-B15B-12-20	Safety plate 200 mm, Type B to C80	29,00 €/rm
F-B15B-12-25	Safety plate 250 mm, Type B to C80	33,00 €/rm
F-B15B-12-30	Safety plate 300 mm, Type B to C80	37,20 €/rm
F-B15B-12-34	Safety plate 340 mm, Type B to C80	40,50 €/rm
F-B15B-12-37	Safety plate 370 mm, Type B to C80	43,20 €/rm
F-B15B-12-44	Safety plate 440 mm, Type B to C80	48,90 €/rm
F-B15B-12-48	Safety plate 480 mm, Type B to C80	52,20 €/rm
F-B15B-14-20	Safety plate 200 mm, Type B to Z90	30,70 €/rm
F-B15B-14-25	Safety plate 250 mm, Type B to Z90	34,80 €/rm
F-B15B-14-30	Safety plate 300 mm, Type B to Z90	38,80 €/rm
F-B15B-14-34	Safety plate 340 mm, Type B to Z90	42,20 €/rm
F-B15B-14-37	Safety plate 370 mm, Type B to Z90	44,80 €/rm
F-B15C-12-20	Safety plate 200 mm, Type C to C80	29,00 €/rm
F-B15C-12-25	Safety plate 250 mm, Type C to C80	33,00 €/rm
F-B15C-12-30	Safety plate 300 mm, Type C to C80	37,20 €/rm
F-B15C-12-34	Safety plate 340 mm, Type C to C80	40,50 €/rm
F-B15C-12-37	Safety plate 370 mm, Type C to C80	43,20 €/rm
F-B15C-12-44	Safety plate 440 mm, Type C to C80	48,90 €/rm
F-B15C-12-48	Safety plate 480 mm, Type C to C80	52,20 €/rm



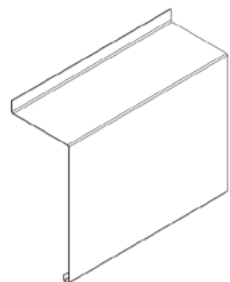
Symbol	Name	Price
F-B15C-14-20	Safety plate 200 mm, Type C to Z90	30,70 €/rm
F-B15C-14-25	Safety plate 250 mm, Type C to Z90	34,80 €/rm
F-B15C-14-30	Safety plate 300 mm, Type C to Z90	38,80 €/rm
F-B15C-14-34	Safety plate 340 mm, Type C to Z90	42,20 €/rm
F-B15C-14-37	Safety plate 370 mm, Type C to Z90	44,80 €/rm
F-B15D-20	Safety plate 200 mm, Type D to C80, Z90	19,80 €/rm
F-B15D-25	Safety plate 250 mm, Type D to C80, Z90	23,90 €/rm
F-B15D-30	Safety plate 300 mm, Type D to C80, Z90	28,00 €/rm
F-B15D-34	Safety plate 340 mm, Type D to C80, Z90	31,30 €/rm
F-B15D-37	Safety plate 370 mm, Type D to C80, Z90	33,90 €/rm
F-B15D-44	Safety plate 440 mm, Type D to C80, Z90	39,70 €/rm
F-B15D-48	Safety plate 480 mm, Type D to C80, Z90	42,90 €/rm
F-ZBB-12-20	Side end cap for C80 safety plate 200 mm	10,20 €/Pair
F-ZBB-12-25	Side end cap for C80 safety plate 250 mm	12,50 €/Pair
F-ZBB-12-30	Side end cap for C80 safety plate 300 mm	14,80 €/Pair
F-ZBB-12-34	Side end cap for C80 safety plate 340 mm	16,50 €/Pair
F-ZBB-12-37	Side end cap for C80 safety plate 370 mm	17,90 €/Pair
F-ZBB-12-44	Side end cap for C80 safety plate 440 mm	21,20 €/Pair
F-ZBB-12-48	Side end cap for C80 safety plate 480 mm	23,00 €/Pair
F-ZBB-14-20	Side end cap for Z90 safety plate 200 mm	11,40 €/Pair
F-ZBB-14-25	Side end cap for Z90 safety plate 250 mm	14,00 €/Pair
F-ZBB-14-30	Side end cap for Z90 safety plate 300 mm	16,50 €/Pair
F-ZBB-14-34	Side end cap for Z90 safety plate 340 mm	18,70 €/Pair
F-ZBB-14-37	Side end cap for Z90 safety plate 370 mm	20,20 €/Pair
F-LB-12-20/25/30	C80 safety plate connector	4,80 €/Pcs.
F-LB-12-34/37/44/48	C80 safety plate connector	6,80 €/Pcs.
F-LB-14-20/25/30	Z90 safety plate connector	5,00 €/Pcs.
F-LB-14-34/37	Z90 safety plate connector	5,80 €/Pcs.
F-LB-15-20/25/30	C80, Z90 safety plate connector for FB15A/B/C-15	5,90 €/Pcs.
F-LB-15-34/37/44/48	C80, Z90 safety plate connector for FB15A/B/C-15	8,20 €/Pcs.
F-LB-20/25/30	Safety plate connector for type D	5,70 €/Pcs.
F-LB-34/37/44/48	Safety plate connector for type D	7,70 €/Pcs.



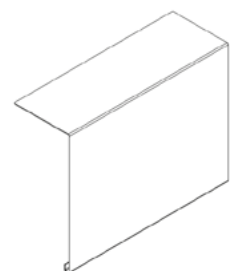
The maximum width of the cover in one piece without joints: 4,00 m.
 Extra charge for a 2 mm thick safety plate is 30% of the value of covers from the table. The standard thickness of the safety plate is 1.5 mm (surcharges are not cumulative).
 As a standard, safety plates are varnished from the outside. Varnishing from the inside on an individual order.
 Extra charge for double-sided varnishing is 15% of the value of covers from the above price list.
 When purchasing safety plates, the cost of safety plate extensions must be added. The number of extensions in the blinds corresponds to the number of top rail handles.

PRICE LIST OF SAFETY PLATES FOR F-FBR GUIDE

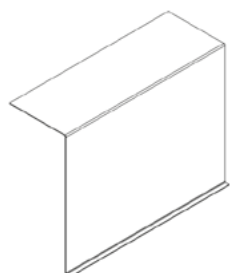
Symbol	Name	Price
F-B15A-15-20	Safety plate 200 mm, Typ A to C80, Z90 FBR	33,00 €/rm
F-B15A-15-25	Safety plate 250 mm, Typ A to C80, Z90 FBR	37,20 €/rm
F-B15A-15-30	Safety plate 300 mm, Typ A to C80, Z90 FBR	41,30 €/rm
F-B15A-15-34	Safety plate 340 mm, Typ A to C80, Z90 FBR	44,50 €/rm
F-B15A-15-37	Safety plate 370 mm, Typ A to C80, Z90 FBR	47,20 €/rm
F-B15A-15-44	Safety plate 440 mm, Typ A to C80, Z90 FBR	52,90 €/rm
F-B15A-15-48	Safety plate 480 mm, Typ A to C80, Z90 FBR	56,30 €/rm



F-B15B-15-20	Safety plate 200 mm, Typ B to C80, Z90 FBR	31,40 €/rm
F-B15B-15-25	Safety plate 250 mm, Typ B to C80, Z90 FBR	35,50 €/rm
F-B15B-15-30	Safety plate 300 mm, Typ B to C80, Z90 FBR	39,70 €/rm
F-B15B-15-34	Safety plate 340 mm, Typ B to C80, Z90 FBR	42,90 €/rm
F-B15B-15-37	Safety plate 370 mm, Typ B to C80, Z90 FBR	45,50 €/rm
F-B15B-15-44	Safety plate 440 mm, Typ B to C80, Z90 FBR	51,30 €/rm
F-B15B-15-48	Safety plate 480 mm, Typ B to C80, Z90 FBR	54,70 €/rm



F-B15C-15-20	Safety plate 200 mm, Typ C to C80, Z90 FBR	31,40 €/rm
F-B15C-15-25	Safety plate 250 mm, Typ C to C80, Z90 FBR	35,50 €/rm
F-B15C-15-30	Safety plate 300 mm, Typ C to C80, Z90 FBR	39,70 €/rm
F-B15C-15-34	Safety plate 340 mm, Typ C to C80, Z90 FBR	42,90 €/rm
F-B15C-15-37	Safety plate 370 mm, Typ C to C80, Z90 FBR	45,50 €/rm
F-B15C-15-44	Safety plate 440 mm, Typ C to C80, Z90 FBR	51,30 €/rm
F-B15C-15-48	Safety plate 480 mm, Typ C to C80, Z90 FBR	54,70 €/rm



F-B15E-20	Safety plate 200 mm, Typ E to C80, Z90 FBR	19,40 €/rm
F-B15E-25	Safety plate 250 mm, Typ E to C80, Z90 FBR	23,50 €/rm
F-B15E-30	Safety plate 300 mm, Typ E to C80, Z90 FBR	27,70 €/rm
F-B15E-34	Safety plate 340 mm, Typ E to C80, Z90 FBR	30,90 €/rm
F-B15E-37	Safety plate 370 mm, Typ E to C80, Z90 FBR	33,50 €/rm
F-B15E-44	Safety plate 440 mm, Typ E to C80, Z90 FBR	39,30 €/rm
F-B15E-48	Safety plate 480 mm, Typ E to C80, Z90 FBR	42,70 €/rm



Symbol	Name	Price
F-ZBB-15-20	Side end cap for C80, Z90 safety plate 200 mm FBR	9,50 €/Pair
F-ZBB-15-25	Side end cap for C80, Z90 safety plate 250 mm FBR	11,70 €/Pair
F-ZBB-15-30	Side end cap for C80, Z90 safety plate 300 mm FBR	13,80 €/Pair
F-ZBB-15-34	Side end cap for C80, Z90 safety plate 340 mm FBR	15,50 €/Pair
F-ZBB-15-37	Side end cap for C80, Z90 safety plate 370 mm FBR	16,80 €/Pair
F-ZBB-15-44	Side end cap for C80, Z90 safety plate 440 mm FBR	19,80 €/Pair
F-ZBB-15-48	Side end cap for C80, Z90 safety plate 480 mm FBR	21,40 €/Pair

F-LB-15-20/25/30	Safety plate connector 200/250/300 mm to C80, Z90 FBR	5,90 €/Pcs.
F-LB-15-34/37/44/48	Safety plate connector 340/370/440/480 mm to C80, Z90 FBR	8,20 €/Pcs.

The maximum width of the cover in one piece without joints: 4,00 m.
 Extra charge for a 2 mm thick safety plate is 30% of the value of covers from the table. The standard thickness of the safety plate is 1.5 mm (surcharges are not cumulative).
 As a standard, safety plates are varnished from the outside. Varnishing from the inside on an individual order.
 Extra charge for double-sided varnishing is 15% of the value of covers from the above price list.
 When purchasing safety plates, the cost of safety plate extensions must be added. The number of extensions in the blinds corresponds to the number of top rail handles.


ZF3000 EXTERNAL BLIND


PRICE LIST OF ADDITIONAL COMPONENTS

F-US-120	Wall handle 120 mm	5,00 €
F-US-140	Wall handle 140 mm	5,40 €
F-USG	Top rail handle	2,30 €
F-USG - A	Automatic top rail handle	3,10 €
F-US-100-150	Adjustable wall handle size 100-150 mm	13,00 €
F-US-150-200	Adjustable wall handle size 150-200 mm	14,20 €
F-US-200-250	Adjustable wall handle size 200-250 mm	15,30 €
F-PBO-126 + F-WP-45	Safety plate extension 126 mm for sheets 130-173 mm Extension silencing element (set)	4,40 €
F-PBO-143 + F-WP-45	Safety plate extension 143 mm for sheets 174-253 mm Extension silencing element (set)	4,10 €
F-PBO-223 + F-WP-45	Safety plate extension 223 mm for sheets 254-330 mm Extension silencing element (set)	5,10 €
F-PBO-303 + F-WP-45	Safety plate extension 303 mm for sheets 331-412 mm Extension silencing element (set)	7,10 €
F-PBO-383 + F-WP-45	Safety plate extension 383 mm for sheets 413-480 mm Extension silencing element (set)	8,50 €
F-UPP-50-70	Straight guide handle 50-70 mm	4,50 €
F-UPP-71-100	Straight guide handle 71-100 mm	5,40 €
F-UPP-101-145	Straight guide handle 101-145 mm	6,30 €
F-UPT-50-70	Telescopic guide handle 50-70 mm	8,90 €
F-UPT-71-105	Telescopic guide handle 71-105 mm	11,10 €
F-UPT-106-170	Telescopic guide handle 106-170 mm	14,30 €
F-UPT-171-295	Telescopic guide handle 171-295 mm	19,10 €
F-UPU-25	Universal telescopic guide handle 25 (50-60 mm)	5,70 €
F-UPU-35	Universal telescopic guide handle 35 (60-70 mm)	5,90 €
F-UPU-45	Universal telescopic guide handle 45 (70-90 mm)	6,30 €
F-UPU-65	Universal telescopic guide handle 65 (90-130 mm)	6,80 €
F-UDPL-80	Cord guide lower handle 80 mm	6,30 €
F-UDPL-120	Cord guide lower handle 120 mm	7,70 €
F-UDPL-150	Cord guide lower handle 150 mm	8,10 €
F-UDPP	Cord guide lower handle attached to the floor	7,20 €
F-WN	Drive shaft connector	27,10 €
MAQ-10	Thermal insulation mat aluthermo quattro	56,98 €/rm





PRICE LIST OF CONTROL ELEMENTS

RADIO CONTROL RTS 		
WALL TRANSMITTERS SMOOVE RTS		
1811045	Smoove Origin RTS - complete with a white frame	44,33 €
1810881	Smoove 1 RTS Pure shine	56,23 €
1810882	Smoove 1 RTS Black shine	56,23 €
1810883	Smoove 1 RTS Silver shine	59,48 €
SMOOVE FRAMES		
9015022	Smoove Pure frame	3,73 €
9015023	Smoove Black frame	11,23 €
9015024	Smoove Silver frame	11,23 €
9015025	Smoove Silver matt frame	13,13 €
9015238	Smoove Pure frame - double	6,48 €
RTS REMOTES WITH SOLAR AUTOMATIC OPERATION		
1870435	Situo 1 Soliris RTS Pure II EE	90,10 €
1870438	Situo 5 Soliris RTS Pure II EE	117,90 €
1800503	Situo VAR Soliris RTS Pure II NEW	117,90 €
RTS REMOTES WITH BUILT-IN TIMER		
1805215	Telis 6 Chronis RTS Pure	231,98 €
1805216	Telis 6 Chronis RTS Silver	256,85 €
RTS MOD/VAR REMOTES WITH A SCROLL WHEEL		
1811610	Situo 5 Var RTS Pure II * NEW	108,30 €
1811611	Situo 5 Var RTS Iron II * NEW	130,90 €
1811608	Situo 1 Var RTS Pure II ** NEW	82,80 €
1811609	Situo 1 Var RTS Iron II ** NEW	96,90 €
MOD/VAR RTS RECEIVERS FOR INSTALLATION IN THE BLIND RAIL 50 mm (SLAT ROTATION FUNCTION)		
1810802	Mod/ Var Slim Receiver RTS with Hirschmann female plugs	149,00 €
RTS WEATHER CONTROL SYSTEM - SENSORS		
1816066	Eolis Sensor RTS radio wind sensor with LED indicator	112,20 €
1818210	Soliris Sensor RTS radio solar-wind sensor, power supply ~230V	157,00 €
1818225	Soliris Sensor RTS Regenoption - adapted to the rain sensor	359,80 €
9016345	Ondeis 230V rain sensor	342,80 €
9013075	Sunis WireFree RTS - sun sensor	227,13 €
MOUNTING CABLE		
9015971	Universal mounting cable io/RTS/WT/LT/LS/Solus/J4 - Somfigurator	99,65 €
266181501	Cable extension for external blinds motors 5m.	40,25 €
CABLE CONTROL		
1800510	Somfy Smoove Uno VB	22,10 €
1800505	Somfy Smoove Duo VB	35,20 €

A-OK CONTROL SYSTEM 		
RADIO TRANSMITTERS		
AC133-01	1-channel wall transmitter NEW	19,50 €
AC133-02	2-channel wall transmitter NEW	22,80 €
AC133-05	5-channel wall transmitter NEW	25,70 €
AC152	Roller 6-channel remote control transmitter to control angles of louvers NEW	30,10 €
WIND/LIGHT/RAIN SENSORS		
AC302-02	Radio sun and wind sensor (230V power supply) NEW	98,20 €
RADIO RECEIVERS		
AC268-01	External blind control receiver with Hirschman plugs NEW	45,80 €

* - Device replaces previous Telis 4 MOD/VAR RTS remotes
 ** - Device replaces previous Telis 1 MOD/VAR RTS remotes

IO-HOMECONTROL 		
io-homecontrol® - HOME CONTROL BY THE INTERNET		
1870594	TaHoma® Switch - Central control unit for io, RTS, RTD	351,00 €
1811429	Connexoon box - 1 application to choose from: Window, Terrace, Access	198,45 €
io TRANSMITTERS		
1805228	Chronis io - weekly timer	157,13 €
io-homecontrol® COMPUTER INSTALLATION PROGRAMMER		
9017035	Set&Go io - installation tool for io system	271,03 €
io-homecontrol® - NINA GROUP CONTROL REMOTES AND REMOTES WITH TIMER CONTROL		
1805251	Nina io - individual and group control	258,05 €
1811407	NiNa Timer - individual, group control and timer control	269,10 €
io-homecontrol® - LOCAL CONTROL REMOTES 1W		
1870363	Situo 1 Variation io Pure II	88,70 €
1870366	Situo 1 Variation io Iron II	101,40 €
1870369	Situo 5 Variation A/M io Pure II	116,80 €
1870373	Situo 5 Variation A/M io Iron II	130,90 €
io-homecontrol® - WALL LOCAL TRANSMITTERS 1W		
1811066	Smoove Origin io with Pure frame	53,70 €
1811003	Smoove 1 io Pure Shine	63,15 €
1811005	Smoove 1 io Black Shine	63,45 €
1811007	Smoove 1 io Silver Shine	70,63 €
1811013	Smoove 1 A/M io Pure Shine	70,63 €
1811015	Smoove 1 A/M io Black Shine	70,63 €
1811014	Smoove 1 A/M io Silver Shine	70,63 €
1800204	Smoove Origin 2 io - 2 channel io-homecontrol® wall transmitter + frame NEW	83,30 €
1800205	Smoove Origin 4 io - 4 channel io-homecontrol® wall transmitter + frame NEW	103,10 €
io-homecontrol® - WEATHER SENSORS io		
1818285	Sunis WireFree II io - new solar sensor	127,08 €
1816084	Eolis WireFree io - wind sensor for the facade	144,50 €
1870532	Soliris 230 V io - wind & solar sensor (without power supply cable) NEW	232,30 €
1816092	Eolis io - wind sensor (230V power supply - compatible with Onderis rain sensor) NEW	177,90 €
9016345	Czujnik deszczu Ondeis 230V	342,80 €
io-homecontrol® - OTHER CONTROL		
1811131	EVb io - receiver for external blinds - with Hirschmann female plugs	211,10 €
1811132	EVb io - receiver for external blinds - with cables	220,40 €
1811583	Smoove Uno io Pure + Frame - radio receiver	173,05 €

PROLINE 2 		
WALL RADIO TRANSMITTERS		
286500001	Monotec	57,30 €
286550001	QuinTec-868 5-channel transmitter NEW	99,20 €
RADIO TRANSMITTERS		
282650002	Tempo Tel 2 10+ 1-channel remote with a timer	145,60 €
284350002	Monocom Slide 1-channel remote with a slider NEW	87,90 €
284550002	Varicom Slide 6-channel remote with a slider NEW	119,60 €
PROLINE 2 - WEATHER SENSOR		
284600006	Aero-868 AC 230 V	320,10 €
284800006	Aero-868 Plus wind & sun sensor - solar powered NEW	325,80 €
RADIO RECEIVERS		
284000006	Revio-868 flush-mounted receiver (with a possibility of a manual switch) NEW	130,30 €

ZF3000 EXTERNAL BLIND

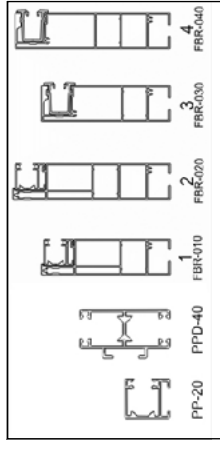
MINIMUM DIMENSIONS OF EXTERNAL BLINDS AND EXTERNAL BLIND BX

MOTOR	Minimum dimensions of External blinds / BX External blinds			
	Guide F-PP-20 [mm]	BX External blinds		
		Guide FBR 010/020 [mm]	Guide FBR 030/040 [mm]	Cord guide [mm]
J406 6/24 IO PROTECT	560	574	578	590
J406 6/24 WT	560	574	578	590
J406 6/24 WT PROTECT	560	574	578	590
J406 6/24 RTS	560	574	578	590
J406 6 SOFT	575	589	593	605
J410 10/24 WT	580	594	598	610
J410 10/24 WT PROTECT	580	594	598	610
J410 10/24 RTS	580	594	598	610
J410 10/24 IO PROTECT	580	594	598	610
JA 06 COMFORT - 868	590	604	608	620
JA 09 COMFORT - 868	600	614	618	630
J418 18/24 WT	600	614	618	630
J418 18/24 WT PROTECT	600	614	618	630
J418 18/24 RTS	600	614	618	630
J418 18/24 IO PROTECT	600	614	618	630
GJ5620	610	624	628	640
JA 09 SOFT	610	624	628	640
JA 20 DK	630	644	648	660
A-OK 6 Nm	580	594	598	610
A-OK 10 Nm	590	604	608	620





ORDER FOR EXTERNAL BLINDS



No. of delivery date

stamp of the Ordering Party

delivery address
(if different from the Ordering Party)

Dimensions of the blinds (including the box / cover / package and guides)

Type C80, Z90 (Fig. 1)

Color

Slit rotation (applies to C80)

Slit rotation (applies to C80)

Bottom lath

Box size (250, 300, 350) (Fig. 3)

Box color

Box-in-solution (for type B or D)

Mosquito net

Brackets

Guide

Guide type (F-FBR-20, F-FBR-40) (Fig. 7)

Guide drilling (FBR only) (Fig. 7)

Bottom end caps for FBR (Fig. 2)

Cord handle type (Fig. 8)

Cord

Side endcap/safety plate (Fig. 6)

Type of safety plate (Fig. 4)

Plate thickness

Side endcap/safety plate (Fig. 6)

Plate thickness

Cranks (standard 2/3 height)

Crank length (other than standard)

Crank location of the passage axis

Motor

Cable entry (only for BX boxes) (Fig. 5)

Operation (viewed from the inside)

Notes: e.g. additional components, switches, remotes, type of the electric drive.

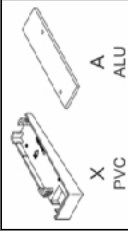


Fig. 2

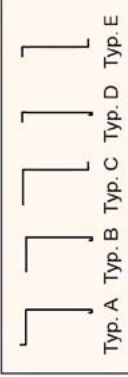


Fig. 4

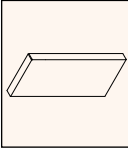


Fig. 6

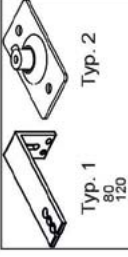


Fig. 8

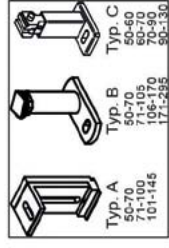


Fig. 7

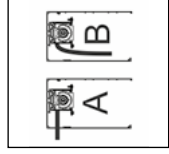


Fig. 5

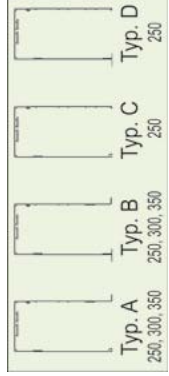


Fig. 3

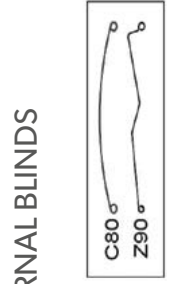


Fig. 1

TEXTILES
CORD GUIDE
NET COLOR (FORMOSQUITO NET)

COLOUR	
GRAY	BLACK

No.	Quantity	Dimensions of the blinds (including the box / cover / package and guides)		Slats		Bottom lath		BX box type		Mosquito net		Brackets		Guide		Leading		Safety plate		Drive type		Operation (viewed from the inside)		Notes: e.g. additional components, switches, remotes, type of the electric drive.		
		Width (cm)	Height (cm)	Type C80, Z90 (Fig. 1)	Color	Slit rotation (applies to C80)	Slit rotation (applies to C80)	Bottom lath	Box size (250, 300, 350) (Fig. 3)	Box color	Box-in-solution (for type B or D)	Mosquito net	Brackets	Guide type (F-FBR-20, F-FBR-40) (Fig. 7)	Guide drilling (FBR only) (Fig. 7)	Bottom end caps for FBR (Fig. 2)	Cord handle type (Fig. 8)	Type of safety plate (Fig. 4)	Side endcap/safety plate (Fig. 6)	Plate thickness	Cranks (standard 2/3 height)	Crank length (other than standard)	Crank location of the passage axis		Motor	Cable entry (only for BX boxes) (Fig. 5)
1																										
2																										
3																										
4																										
5																										
6																										
7																										
8																										
9																										

NOTES, SKETCHES (VIEW FROM THE INSIDE)

Notes: e.g. additional components, switches, remotes, type of the electric drive.

Please read the explanations before completing the form.

NOTE: Individual changes in the content of the order form can lead to the incorrect completion of the order. Complaints of this type shall not be considered.

I hereby declare that I transfer personal data of a natural person to you for the purpose of the contract execution under the consent for processing of personal data disclosed in compliance with Regulation (EU) 2016/679 of the European Parliament and of the Council of 27 April 2016.

EXPLANATIONS TO THE ORDER FOR C80, Z90 PORTOS EXTERNAL BLINDS

1. Enter the number and date of placing the order, and the desired date of the order completion.
2. Please enter the delivery address for the blinds if established other than the company address.
3. Specify the color of the winding tape and ladder for the C80 or Z90 blind. Cord leading is a grey or black steel cord in a transparent PVC matrix. If the color is not specified, grey is assumed, except for slats with RAL9005 color where black is assumed.

No.	Dimensions of the blinds (including the box / cover / package and guides)		Slats		Bottom lath		BX box type		Mosquito net		Brackets		Guide		Leading		Safety plate		Drive type		Operation (viewed from the inside)		Notes: e.g. additional components, switches, remotes, type of the electric drive.				
	Quantity	Width (cm)	Height (cm)	Type C80, Z90 (Fig. 1)	Color	Slit rotation (applies to C80)	Slit rotation (applies to C80)	Bottom lath	Box size (250, 300, 350) (Fig. 3)	Box color	Box-in-solution (for type B or D)	Mosquito net	Brackets	Guide type (F-FBR-20, F-FBR-40) (Fig. 7)	Guide drilling (FBR only) (Fig. 7)	Bottom end caps for FBR (Fig. 2)	Cord handle type (Fig. 8)	Type of safety plate (Fig. 4)	Side endcap/safety plate (Fig. 6)	Plate thickness	Cranks (standard 2/3 height)	Crank length (other than standard)		Crank location of the passage axis	Motor	Cable entry (only for BX boxes) (Fig. 5)	Operation (viewed from the inside)
1																											
2																											
3																											
4																											
5																											
6																											
7																											
8																											
9																											

1. Enter the quantity of external blinds of the same type.

2. Enter the total width of the external blind according to the dimensioning method p. 5, 7 and 9 in the catalogue.

3. Enter the total height of the external blind according to the dimensioning method p. 5, 7 and 9 in the catalogue.

4. Specify the external blind type: C80 or Z90 according to Fig. 1 on the order form.

5. Choose the slat color according to the available color list (DB 703 - steel anthracite, 7016 - anthracite, 7021 - dark anthracite, 7035 - light grey, 9005 - black, 9006 - silver, 9007 - grey aluminium, 9016 - white, VSR 240 - beige, VSR 780 - olive, 8014 - brown).

6. Determine the slat rotation: 90° or 180° (Standard is 90°).

7. Choose the bottom lath color according to the available color list (DB 703 - steel anthracite, 7016 - anthracite, 7021 - dark anthracite, 7035 - light grey, 9005 - black, 9006 - silver, 9007 - grey aluminium, 9016 - white, VSR 240 - beige, VSR 780 - olive, 8014 - brown).

8. Enter the box type: A - flush-mounted installation, B - flush-mounted installation with a spacer, C - on the facade or D - on the facade with a spacer, as shown in Fig. 3.

9. Enter the box size 250, 300, 350 for types A, B or 250 for types C, D.

10. Enter the color for the visible components of the box, it applies to bent sheet metal and the C and D type front profile. For A and B types, the top and front profiles are available in raw aluminium. The list of possible components to be varnished is available in the technical catalogue.

11. Mark X if the box is to have insulation attached to the back of the box in type B or D.

12. For the option with a mosquito net, enter X.

13. Please enter X if the brackets are to be installed. The bracket is from 150 cm inclusive, and each subsequent one every 100 - 120 cm.

14. Specify the type of external blind guides, enter PP-20 - single, PPD-40 - double, or full guides: 1 (F-FBR-010), 2 (F-FBR-020), 3 (F-FBR-030), 4 (F-FBR-040).

15. Choose the guide color according to the available color list (DB 703 - steel anthracite, 7016 - anthracite, 7021 - dark anthracite, 7035 - light grey, 9005 - black, 9006 - silver, 9007 - grey aluminium, 9016 - white, VSR 240 - beige, VSR 780 - olive, 8014 - brown).

16. Enter the selected type of the guide handle in accordance with Fig. 7 on the order form (Standard is A 50-70 Type). TYPE A = F-UPP, TYPE B = F-UPT, TYPE C = F-UPU.

17. Mark X in the case of drilling the guides (only for the FBR guides).

18. Mark X if you want to receive bottom end caps for guides inclined at an angle of 5 degrees, or A if you want to receive aluminium end caps for an additional charge (applies to FBR guides only).

19. Mark X in the case of using a steel cord leading.

20. Enter the selected type of the cord handle in accordance with Fig. 8 on the order form.

21. Enter the selected type of the safety plate in accordance with Fig. 4 on the order form. In the case of C80 blinds with cord leading, please enter the width of the safety plate in the "Notes" position.

22. Mark X in the case of using a side end cap for the safety plate (Fig. 6).

23. Determine the thickness of the safety plate: 1.5 mm or 2 mm.

24. Choose the color of the safety plate and side end caps according to the available color list (DB 703 - steel anthracite, 7016 - anthracite, 7021 - dark anthracite, 7035 - light grey, 9005 - black, 9006 - silver, 9007 - grey aluminium, 9016 - white, VSR 240 - beige, VSR 780 - olive, 8014 - brown).

25. Enter the length of the crank other than the standard one (Standard is 2/3 of the blind height).

26. Determine the angle of the crank guide entry 45° or 90°.

27. Specify the position of the crank guide entry (A: -17mm, B: +25mm, C: „0“). As standard, for aluminium guides the A position is assumed, while for the cord guide the C position is only available).


28. Electric drive. If an electric drive is used to operate an external blind, this fact should be marked with an X in the motor column. In case the motor is not specified, ELERO motor will be selected as standard.

29. Determine the cable entry - A at the back of the box, B - loose cable in the box (Fig. 5). If the cable entry is not specified, the standard is B.

30. Side of the location (of the crank, switch) when viewed from the inside of the room. Failure to specify the control side results in a cable/crank lead to the Left side by default and, furthermore, in the case of the ZF-3000-BX, in the cable output being changed to type B.

31. Suggestions regarding individual items (type of the electric drive, switches, remotes etc.) Additional notes or auxiliary figures can be placed under the table. All figures and sketches should be made with a view from the inside of the room.

An exemplary sketch of a set of two ZF3000 external blinds in one box with completed order forms.



Define the type of the inside guide and side guides. The presented example shows a double inside guide (PPD-40) and side guides (FBR-030).

A set: double-sided external blinds (view from the inside). When ordering double-sided external blinds, on the order form, first fill in the information on the left side blinds and then those on the right side looking from the inside of the premises. Both sides of external blinds are 237 cm high.

Select the type of the inside guide (PPD-40) holder. Our example shows B type holder (71-105) filled in the form. This type of holder is also selected if the holder type has failed to be provided in the order form.

In the Notes column, check the items included in the set.

PORTOS ORDER FOR EXTERNAL BLIND

No. of stamp of the Ordering Party: [] delivery date: [] delivery address: []

Fig. 1: C80
Fig. 2: Typ. A, Typ. B, Typ. C, Typ. D
Fig. 3: Typ. A, Typ. B, Typ. C, Typ. D, Typ. E
Fig. 4: []
Fig. 5: Typ. 1, Typ. 2
Fig. 6: Typ. A, Typ. B, Typ. C
Fig. 7: []
Fig. 8: PP 20, PPD 40, FBR 030, FBR 030, FBR 030

No.	Quantity	Dimensions of the blinds (including the box / cover / package and guides)		Color	Stat rotation (applies to C80)	Bot tom lath	BX box type		Box color	Box in solution (see type B or D)	Misc. quito net	Blind-lets	Leading			Cord	Cord handle type (Fig. 7)	Type of safety plate (Fig. 3)	Safety plate		Side end/cap of the safety plate (Fig. 4)	Crank length (other than standard)	Drive type		Cable entry (only for BX boxes) (Fig. 5)	Operation (viewed from the inside)	Notes: Total price, taxes, etc. (if electric drive)
		Width (cm)	Height (cm)				Box size (250, 300, 350)	Box color					Guide	Guide handle type (Fig. 6)	Guide drilling (FBR only)				Bottom end caps for FBR	Plate thickness			Crk	Loc			
1	1	85	237	C80	7016	X	7016	A	300	7016	X	X	FBR-030/PPD-40	B 71-105	X	X	X	X	1,5	2	X	45/90		X	A		SET
2	1	90	237	C80	7016	X	7016	A	300	7016	X	X	PPD-40/FBR-030		X	X	X	X	1,5	2	X	45/90		X	A		SET

NOTES, SKETCHES (VIEW FROM THE INSIDE)

Please read the explanations before completing the form.
NOTE: Individual changes in the content of the order form can lead to the incorrect completion of the order. Complaints of this type shall not be considered.
 I hereby declare that I transfer personal data of a natural person to you for the purpose of the contract execution under the consent for processing of personal data disclosed in compliance with Regulation (EU) 2016/679 of the European Parliament and of the Council of 27 April 2016.

Standards and tolerance ranges

Portos external blinds are manufactured in accordance with the current European and national technological standards. All elements of the system are within the tolerances defined by internal technological standards. The maximum differences in the dimensions of the external blinds are 5 mm.

Operation of the external blind sets

A natural phenomenon occurring during the operation of an external blind set are slight differences in the work between individual packages. Differences, such as: non-collinear position or non-synchronized movement of the slats may occur in the inter-connected blinds. These differences may intensify in wide and tall constructions. To prevent this from happening, leave a 5 mm expansion gap between the individual sheets during the installation of the entire system.

Slat position

While rolling external blinds, the cords may wind up between individual slats. As a consequence, the blind package may become unevenly rolled and the position of the slats may be non-collinear. This effect will intensify with increasing blind height. In such a case, just remove the cords gently from the space between the slats. Due to the natural behavior of the textiles, a one-sided deviation of the bottom lath in relation to the horizontal axis is allowed.

Motor configuration

At the production stage, the motor installed inside the system was pre-configured and programmed. After installing the entire package, the motor parameters and end positions should be adjusted to the current operating conditions. The use of a mounting cable will be necessary to set them.

Operation and maintenance

When using the external blind system, follow the manufacturer's recommendations and instructions. During proper use of external blinds, there should be no deformation of structural elements. It is recommended to use external blinds in the temperature range from -25°C to +45°C.

Note - The blinds should not be used when the bottom lath is iced.

Within the blind operating range, there should be no objects or persons that may disturb its operation. When the blind is fully open, the bottom lath should be in the side guides. Before using the external blinds, remove any dirt from the seals installed in the side guides. An electro-mechanical drive or a manual drive (crank mechanism) can be used to open and close the external blinds.

Note - The continuous operation of the blind electric motor should not be longer than 4 minutes.

In compliance with these operating instructions, inspection and maintenance works must be carried out at least every 3 months. Basic maintenance operations consisting in removing sand and other impurities from the curtain and the inside of the guides as well as visual inspection of the general condition of the blind, completeness control and operational effectiveness of all structural elements should be carried out on an ongoing basis.

Note - Basic maintenance operations can be performed by the user with no special entitlements.

When conducting basic maintenance operations, the following rules must be observed:

1. Disconnect the power supply before starting the maintenance of the external blind.
2. Do not use sharp or rough tools to clean the blind.
3. Do not use any viscous preservatives, such as spray grease.
4. Wash the surface of the slats with lukewarm water using mild cleaning agents with a neutral pH, at the minimum temperature of +10°C.

NOTE - The use of strong detergents and corrosive substances may damage or discolor the finish coating.

The manufacturer is not responsible for any damage caused by: improper use, negative effects of weather conditions, intentional damage and natural wear of the products.

	Make sure that there are no persons in the blind's operation area and that no objects preclude the operation.		In no case should the blind be loaded, it leads to direct damage.
	During frosts and snowfalls, the blind may become iced. Then, do not try to open or close the blind. The blind can be used only after removing the icing.		The blind should be controlled by authorized persons; children are not allowed to play with a remote or a switch. The remote must be protected against access by children.

I. The terms used in these Regulations have the following meanings:

Seller / PORTOS - PORTOS TR 7 Spółka z ograniczoną odpowiedzialnością Spółka komandytowa based in Kalisz, address: ul. Złota 71, 62-800 Kalisz, entered into the Register of Entrepreneurs of the National Court Register by the District Court Poznań - Nowe Miasto and Wilda in Poznań under KRS number 0000711535, NIP 6180018618, REGON 250410218;

Buyer - a legal person or a natural person conducting business activity and ordering goods included in the Seller's commercial offer directly related to their business and professional activity, for further distribution;

Parties - the Seller and the Buyer jointly;

Product / Goods - products included in the Seller's commercial offer

II. PRICE

1. The Prices are net prices (they do not include VAT). The Buyer reduces the Prices indicated in the price list by the individual discount granted to him.

2. The given Prices are unit prices of goods with specified dimensions, expressed in units, running meters, pairs or sets.

3. The Price includes the cost of transporting the Products to the Buyer's registered office/ sales point, unless otherwise agreed by the Parties.

4. PORTOS may unilaterally change the price in the case of ordering at least 50 roller shutters or at least 20 roller shutters of the same size.

III. PAYMENT AND DELIVERY

1. The place and date of delivery shall be specified by the Buyer in the order content.

2. The time of order completion in colors and with equipment specified as standard lasts from 15 to 21 working days from the date of receipt of a written order by the Seller. In the case of veneered and varnished guides in the colours VSR240, VSR 780, the order completion date is extended by another 7 days. Earlier or later date of delivery of standard products and the date of completion of non-standard products shall be agreed individually by the Parties. In special cases beyond the control of the Seller, the order completion date may be extended.

3. Orders should be submitted in writing, by fax or e-mail only on the original PORTOS order forms.

4. Placing an order is tantamount to accepting it for implementation, however, the Seller reserves the right to suspend the order execution in the event of exceeding the value of the trade credit granted or delay in payment of any receivables until the due amounts or prepayments are settled.

5. The cancellation or change of the order by the Buyer may be accepted by the Seller without any consequences only if the order has not been made (manufactured) yet. If the Buyer cancels an order already made, he is obliged to pay the full price due.

6. At the request of the Buyer, the Seller may repurchase the previously sold automation components, provided that the returned goods do not show traces of use, are not damaged, are packed in original packaging and no more than 3 months have passed from the date of release.

7. Detailed terms of cooperation, in particular discounts and payment terms, may be specified in the "Terms of cooperation" delivered in writing to the Buyer.

8. The "Terms of cooperation" may be changed only if delivered to the Buyer in writing.

9. The day of making the payment is considered to be the date on which the Seller received cash, and in the case of a transfer, the date of crediting the Seller's account.

10. The Seller may change the terms and conditions of cooperation with immediate effect without notifying the Buyer, if the Buyer:

- a) makes late payments for the delivered goods,
- b) grossly violates the terms of cooperation,
- c) has filed an unfounded complaint at least twice.

11. The Buyer undertakes to collect the ordered goods at the agreed time and carry out unloading at the place of delivery.

12. Risks of damage or loss of Goods shall pass to the Buyer upon starting the unloading.

13. The Buyer may collect the Goods with his own transport during the working hours of the Seller's warehouses and after prior appointment. In the event of collecting by a person other than the owner of the company or a person authorized to represent the Buyer in accordance with the entry in the relevant register of entrepreneurs, a written authorization for collection issued by a person authorized to represent the Buyer is required.

14. At the request of the Buyer, the Seller may send the Goods using forwarding or courier services. In this case, the shipping costs are borne by the Buyer, and upon the release of the Goods, the risk of its loss or damage passes to the Buyer.

15. Handing over of goods to the Buyer is always carried out on the basis of a delivery note (WZ).

Signing the document by both Parties without any objections means that the Goods have been handed over in quantity included in the delivery note and have no apparent defects.

16. If the Buyer fails to collect the goods on the previously agreed and confirmed date, the Buyer shall pay to the Seller a contractual penalty in the amount of 1% (one percent) of the gross value of the uncollected order for each day of storing the goods uncollected by the Buyer. Re-delivery to the Buyer's registered office/ sales point shall be made upon payment of the contractual penalty referred to in the preceding sentence and payment of the entire price for the uncollected delivery. The Seller may demand from the Buyer a complementary compensation if the contractual penalty does not cover the damage suffered by the Seller.

17. After one month has passed from the day on which the Buyer was obliged to collect the goods, the Seller may withdraw from the contract within a further period of two months, without prejudice to the Buyer's obligation to pay the contractual penalty for failure to collect the goods on time.

IV. COMPLAINTS OF APPARENT AND QUANTITATIVE DEFECTS

1. A complaint procedure is processed as defined in the Product Warranty Certificate. In case of any discrepancies between these Sales Terms and Conditions and the content of the Product Warranty Certificate, the provisions of Warranty Certificate shall prevail.

2. It is the duty of the Buyer to check the quantity of delivered Products at the time of delivery. Any discrepancies shall be immediately reported to the driver or the warehouse worker and recorded in the Stock Issue Confirmation or otherwise the Buyer shall lose its right to raise any claims thereunder.

3. Any missing quantities of Goods shall be immediately delivered by the Seller and the Buyer shall be obliged to pay for the actually delivered goods within the agreed deadline.

4. Apparent defects such as: mechanical damage, deep scratches, cracks and broken items shall be

reported at the time of delivery and recorded in the Stock Issue Confirmation or otherwise the Buyer shall lose its right to raise any claims thereunder. Complaints concerning scratched, dented, bent or damaged elements shall not be considered if the roller shutter has been installed.

5. Any Product with apparent defects, which has been returned to the Seller, shall be immediately repaired or replaced by the Seller.

6. The Buyer shall be obliged to pay for the delivered Goods in the part that is not complained about.

7. Minor defects, that are invisible after the installation, such as: scratches on the aluminum box adjacent to the wall, shall not be subject to complaints and are excluded from the warranty.

8. Orders placed in a form other than an original order form of the Seller shall not be subject to complaints.

V. WARRANTY

1. The Seller hereby grants the Warranty for the purchased Products on terms and conditions specified in the Product Warranty Certificate. In case of any discrepancies between these Sales Terms and Conditions and the content of the Product Warranty Certificate, the provisions of Warranty Certificate shall prevail.

2. Any defects that cannot be identified at the time of delivery shall be reported by the Buyer in writing, forthwith after finding such defects, but not later than 14 days after the delivery of goods or otherwise the Buyer shall lose its rights under the warranty.

3. The Buyer's rights under the Warranty arise once the delivered Products are fully paid for.

4. The Warranty excludes any effects of improper installation (connection) of the purchased Products, their improper use, regular wear and tear and the cases specified in the Warranty Certificate.

5. The Seller shall repair the Product or replace it with a Product free of defects within 30 days as of the date of filing the complaint, with the reservation that the time needed for the removal of more complex defects may be extended. The time for the removal of defects may also be extended should any subassemblies require to be replaced and the Manufacturer does not have them or should any adverse weather conditions occur in the place where the defect is to be removed, which prevent the implementation of any technological process necessary for the defect removal.

6. Differences in shades of colours of the roller shutter elements, in particular wood-like colours, and differences in the pattern structure of a given colour shall not be considered as defects. Such discrepancies arise due to semi-finished products supplied by manufacturers at different delivery times.

7. The Buyer shall lose its rights under the Warranty if the Product has been damaged as a result of the Buyer's failure to observe recommendations included in the assembly manuals and in technical specifications for roller shutters, gates, roller security shutters and electrical equipment.

8. Services under the warranty are provided only for PORTOS products installed on the territory of Poland. In case of PORTOS products installed outside of the territory of Poland, the warranty services consist in sending relevant self-repair kits and it is the Buyer who performs all the necessary repairs at its own cost and risk.

9. In case of built-in elements of roller shutters or gates, such as guides or access doors, the Buyer, at its own expense, shall be obliged to provide the Seller's service technician with free access to the roller shutter or gate so that they could be repaired. In case of roller shutters installed at any level higher than the ground floor, the Buyer shall provide a scissor lift or scaffolding.

10. Should the warranty service technician be called without justified reasons, the Buyer shall bear the travel costs to the installation place of the product complained about and the costs of repair.

VI. DOCUMENTS REQUIRED FOR COOPERATION

1. In order to start commercial cooperation, the Buyer is obliged to submit the following documents to PORTOS:

- Certificate of entry in the register of business activity or excerpt from the register of entrepreneurs of the National Court Register or other register of entrepreneurs kept by the state in which the Buyer has its registered office;
- Certificate of assignment of the REGON number;
- Decision on assigning a tax identification number (NIP),
- Declaration of consent for issuing invoices without a signature (original) and a list of persons authorized to receive and sign VAT invoices - signed by a person authorized to represent the Buyer or a person authorized by him in writing.

VII. OTHER PROVISIONS

1. At the Buyer's request, the Seller may organize a training on the installation, service and repairs of the offered products.

2. The Seller undertakes to provide the Buyer with a catalog of finished products and advertising brochures free of charge.

3. At the request of the Buyer, the Seller may make a roller shutter for advertising and exhibition purposes, including a partial refund of the exhibition in the form of an individually agreed discount.

4. The Seller reserves the right to make technical and design changes in the presented catalog offer without prior notification to the Buyer.

5. These General Terms of Sale and Delivery are the only contractual regulation binding on the parties for the sale of goods.

6. The Buyer accepts the above terms of sale and delivery by placing the relevant signature at the time of placing the order.

7. In matters not covered by the above provisions, the relevant provisions of the Civil Code shall apply.

8. All disputes arising from the implementation of the above provisions shall be settled by the common court competent for the Seller's registered office.

9. All photos and drawings contained in the catalog are for reference only.

10. Detailed installation instructions for roller shutters and Products are included on the website www.portos.company.

.....
/stamp of the Complaining Party/

COMPLAINT

I am filing a complaint for external blinds at PORTOS – according to the Invoice

No. of, delivery note No. item

The complaint refers to:

Therefore, I am asking for:

Contact details of a person with SEP rights to connect drives*

I understand that:

- In the event of an unjustified call for warranty service, i.e. in which the service technician did not find an error on the part of the PORTOS company, the Complaining Party shall be charged with travel costs and possible repair;

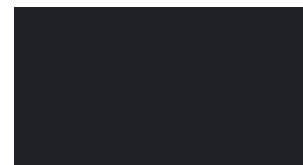
- In the event of a call and arrival of a service technician from the PORTOS company, a representative of the Complaining Party must be at the place of the complaint, for determination of the fault, defect and the manner of its removal.

I hereby declare that I transfer personal data of a natural person to you for the purpose of the complaint handling process under the consent for processing of personal data disclosed in compliance with Regulation (EU) 2016/679 of the European Parliament and of the Council of 27 April 2016.

* - refers to complaints about drives

.....
/signature of the person making the complaint/

COLOURS OF VENEER




10 - Plain anthracite
(nr KDB74-F7)




11 - Palisander
(nr H-426-5010)



12 - Anthracite
(nr KDB74-Z8)



14 - Creamy white
(nr H-456-5015)



17 - Chocolate
(nr H-426-5011)



18 - Black Ulti-Matt *
(nr 000002-504700)



22 - Mahogany
(nr UR601-U4)



30 - Walnut
(nr UK103-Z8)



34 - Bog oak
(nr H-436-2007)



38 Dark oak *
(nr H-426-2046)



48 - Golden oak
(nr UK101-Z8)



53 - Siena noce *
(nr 49237)



54 - Winchester
(nr 49240)




55 - sheffield oak *
(nr 456-3081)




61 - Grey quartz *
(nr KADF8-Z8)



62 - Basalt grey *
(nr KADF9-Z8)



63 - Plain basalt grey *
(nr KADF9-F7)




66 - Green
(nr H-426-5021)




94 - Light grey
(nr KACH7-Z8)



95 - Brushed aluminium
(nr DJ606-42)



96 - Light silver *
(nr SS101-89)



97 - grafit metallic *
(nr D2573-F7)



99 - Dark grey
(nr KACV8-Z8)



* - Completion date up to 15 business days.

NOTE - the colour samples presented above can to some extent vary from the actual colours.

